

## Solid-state contactor - ELR 2+1- 24DC/500AC-37 - 2297277

Please be informed that the data shown in this PDF Document is generated from our Online Catalog. Please find the complete data in the user's documentation. Our General Terms of Use for Downloads are valid (<http://phoenixcontact.com/download>)



Three-phase solid-state contactor with 24 V DC input, 37 A output current, zero voltage switch, optionally with thermal fuse

The figure shows version: ELR 3-230AC/500AC-16

### Product Features

- Optional thermal fuse
- Stable and short switching times
- Noise and wear-free switching
- Long service life
- High switching frequency
- Integrated protection circuit



### Key commercial data

Packing unit	1 pc
Weight per Piece (excluding packing)	1820.0 GRM
Custom tariff number	85364900
Country of origin	Germany

### Technical data

#### Dimensions

Width	147.5 mm
Height	99 mm
Depth	114.5 mm

#### Ambient conditions

Ambient temperature (operation)	-25 °C ... 70 °C
Ambient temperature (storage/transport)	-25 °C ... 70 °C

# Solid-state contactor - ELR 2+1- 24DC/500AC-37 - 2297277

## Technical data

### Ambient conditions

Degree of protection	IP20
----------------------	------

### Input data

Input name	Device supply
Rated actuating voltage $U_c$	24 V DC
Voltage range with reference to $U_c$	0.8 ... 1.25
Rated actuating current $I_c$	8.3 mA
Switching threshold "0" signal, voltage	9.6 V
Switching threshold "1" signal voltage	19.2 V
Protective circuit	Protection against polarity reversal Suppressor diode
	Surge protection
Status display	Yellow LED
Indication	Red LED

### Output data

Output name	AC output
Nominal output voltage	500 V AC
Nominal output voltage range	48 V AC ... 575 V AC
Periodic peak reverse voltage	1200 V
Mains frequency	50 Hz
	60 Hz
Load current	$\leq 37$ A (see derating curve)
Rated operating current at AC-51	37 A
Rated operating current at AC-53a	25 A
Leakage current	6 mA
Residual voltage	$< 1.5$ V
Surge current	1300 A (t = 10 ms)
Max. load value	9000 A <sup>2</sup> s
Type of protection	RCV circuit
Surge voltage protection	$> 575$ V AC

### General

Test voltage input/output	5 kV <sub>rms</sub>
Mounting position	Vertical (horizontal DIN rail)
Assembly instructions	Can be aligned with spacing = 40 mm
Operating mode	100% operating factor
Designation	Standards/regulations
Standards/regulations	DIN EN 50178
	EN 60947

## Solid-state contactor - ELR 2+1- 24DC/500AC-37 - 2297277

### Technical data

#### General

Designation	Power station requirements
Standards/regulations	DWR 1300 / ZXX01/DD/7080.8d
Designation	Air and creepage distances between the power circuits
Standards/regulations	DIN EN 50178
Rated surge voltage / insulation	6 kV / Basic isolation
Rated insulation voltage	500 V
Pollution degree	2
Surge voltage category	III

### Classifications

#### eCl@ss

eCl@ss 4.0	27371102
eCl@ss 4.1	27371102
eCl@ss 5.0	27371601
eCl@ss 5.1	27371601
eCl@ss 6.0	27371601
eCl@ss 7.0	27371601
eCl@ss 8.0	27371601

#### ETIM

ETIM 2.0	EC000066
ETIM 3.0	EC000066
ETIM 4.0	EC000066
ETIM 5.0	EC002055

#### UNSPSC

UNSPSC 6.01	30211915
UNSPSC 7.0901	39121514
UNSPSC 11	39121514
UNSPSC 12.01	39121514
UNSPSC 13.2	39121514

### Approvals

#### Approvals

---

# Solid-state contactor - ELR 2+1- 24DC/500AC-37 - 2297277

## Approvals

Approvals

UL Listed / cUL Listed / GL / UL Listed / cUL Listed / cUL Listed / cULus Listed / cULus Listed / cULus Listed / null / null / null / null

---

Ex Approvals


---

Approvals submitted


---


## Approval details

UL Listed 


cUL Listed 

GL

UL Listed 

cUL Listed 

cUL Listed 

cULus Listed 

# Solid-state contactor - ELR 2+1- 24DC/500AC-37 - 2297277

## Approvals

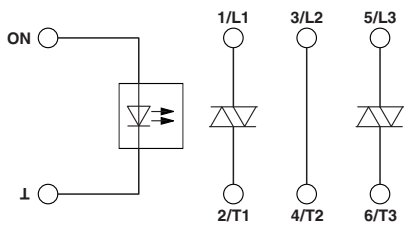
cULus Listed

cULus Listed



## Drawings

Block diagram



Diagram

