

Solid-state reversing contactor - ELR W2+1- 24DC/500AC-37 - 2297374

Please be informed that the data shown in this PDF Document is generated from our Online Catalog. Please find the complete data in the user's documentation. Our General Terms of Use for Downloads are valid (<http://phoenixcontact.com/download>)



Three-phase solid-state reversing contactor with 24 V DC input, 37 A output current, zero voltage switch, optionally with thermal fuse

Product Features

- Optional thermal fuse
- Stable and short switching times
- Long service life
- Noise and wear-free switching
- Integrated protection circuit
- High switching frequency
- Integrated locking and load wiring



Key commercial data

Packing unit	1 pc
Weight per Piece (excluding packing)	1820.0 GRM
Custom tariff number	85364900
Country of origin	Germany

Technical data

Dimensions

Width	147.5 mm
Height	99 mm
Depth	114.5 mm

Ambient conditions

Ambient temperature (operation)	-25 °C ... 70 °C
Ambient temperature (storage/transport)	-25 °C ... 70 °C
Degree of protection	IP20

Solid-state reversing contactor - ELR W2+1- 24DC/500AC-37 - 2297374

Technical data

Input data

Input name	Device supply
Rated actuating voltage U_c	24 V DC
Voltage range with reference to U_c	0.8 ... 1.25
Rated actuating current I_c	12.7 mA
Switching threshold "0" signal, voltage	9.6 V
Switching threshold "1" signal voltage	19.2 V
Protective circuit	Protection against polarity reversal Suppressor diode
	Surge protection
Status display	Yellow LED
Indication	Red LED
Input name	Control input right/left

Output data

Output name	AC output
Nominal output voltage	500 V AC
Nominal output voltage range	48 V AC ... 575 V AC
Periodic peak reverse voltage	1200 V
Load current	max. 37 A (see derating curve)
Rated operating current at AC-51	37 A
Rated operating current at AC-53a	25 A
Leakage current	6 mA
Residual voltage	< 1.5 V
Surge current	1300 A (t = 10 ms)
Max. load value	9000 A ² s
Type of protection	RCV circuit
Surge voltage protection	> 575 V AC

General

Test voltage input/output	5 kV _{rms}
Mounting position	Vertical (horizontal DIN rail)
Assembly instructions	Can be aligned with spacing = 40 mm
Operating mode	100% operating factor
Designation	Standards/regulations
Standards/regulations	DIN EN 50178
	EN 60947
Designation	Power station requirements
Standards/regulations	DWR 1300 / ZXX01/DD/7080.8d
Designation	Air and creepage distances between the power circuits

Solid-state reversing contactor - ELR W2+1- 24DC/500AC-37 - 2297374

Technical data

General

Standards/regulations	DIN EN 50178
Rated surge voltage / insulation	6 kV / Basic isolation
Rated insulation voltage	500 V
Pollution degree	2
Surge voltage category	III

Classifications

eCl@ss

eCl@ss 4.0	27371102
eCl@ss 4.1	27371102
eCl@ss 5.0	27371601
eCl@ss 5.1	27371601
eCl@ss 6.0	27371601
eCl@ss 7.0	27371601
eCl@ss 8.0	27371601

ETIM

ETIM 2.0	EC000066
ETIM 3.0	EC000066
ETIM 4.0	EC000066
ETIM 5.0	EC002055

UNSPSC

UNSPSC 6.01	30211915
UNSPSC 7.0901	39121514
UNSPSC 11	39121514
UNSPSC 12.01	39121514
UNSPSC 13.2	39121514

Approvals

Approvals

Approvals

UL Listed / cUL Listed / GL / cUL Listed / cULus Listed / cULus Listed / cULus Listed / null / null / null / null


Solid-state reversing contactor - ELR W2+1- 24DC/500AC-37 - 2297374

Approvals

Ex Approvals

Approvals submitted


Approval details


UL Listed 

cUL Listed 

GL

cUL Listed 

cULus Listed 

cULus Listed 

cULus Listed



Solid-state reversing contactor - ELR W2+1- 24DC/500AC-37 - 2297374

Approvals

Drawings

