

Inline terminal - IB IL SGI 2/F-PAC - 2878638

Please be informed that the data shown in this PDF Document is generated from our Online Catalog. Please find the complete data in the user's documentation. Our General Terms of Use for Downloads are valid (<http://phoenixcontact.com/download>)



Inline analog strain gauge input terminal, complete with accessories (connector and labeling field), 2 fast inputs, 4, 6-conductor connection method

Product Features

- 2 fast inputs for strain gauge
- Optional: 16-sample mean-value generation
- Typical deviation of the measuring range final value of $\pm 0.1\%$ (unipolar) or $\pm 0.2\%$ (bipolar)
- Bus-synchronous process data update with 1 ms (depending on the local bus cycle time)
- Diagnostic and status indicators



Key commercial data

Packing unit	1 pc
Weight per Piece (excluding packing)	234.5 GRM
Custom tariff number	85389091
Country of origin	Germany

Technical data

Note

Utilization restriction	EMC: class A product, see manufacturer's declaration in the download area
-------------------------	---

Dimensions

Width	48.8 mm
Height	136 mm
Depth	71.5 mm

Ambient conditions

Ambient temperature (operation)	-25 °C ... 55 °C
Ambient temperature (storage/transport)	-25 °C ... 85 °C

Inline terminal - IB IL SGI 2/F-PAC - 2878638

Technical data

Ambient conditions

Permissible humidity (operation)	10 % ... 95 % (according to DIN EN 61131-2)
Permissible humidity (storage/transport)	10 % ... 95 % (according to DIN EN 61131-2)
Air pressure (operation)	70 kPa ... 106 kPa (up to 3000 m above sea level)
Air pressure (storage/transport)	70 kPa ... 106 kPa (up to 3000 m above sea level)
Degree of protection	IP20

General

Weight	190 g
Mounting type	DIN rail
Operating mode	Process data operation with 3 words, PCP with 1 word
Protection class	III, IEC 61140, EN 61140, VDE 0140-1
Test section	Logic/analog I/O (digital isolator) 500 V AC 50 Hz 1 min
	Functional earth ground/analog I/O (isolating distance) 500 V AC 50 Hz 1 min
	Logic/functional earth ground (isolating distance) 500 V AC 50 Hz 1 min

Interfaces

Designation	Inline local bus
Connection method	Inline data jumper
Transmission speed	500 kBit/s
Transmission physics	Copper

Inline potentials

Communications power U_L	7.5 V DC
Current consumption from U_L	max. 85 mA
	typ. 75 mA
I/O supply voltage U_{ANA}	24 V DC
Current consumption from U_{ANA}	typ. 32 mA (With maximum load 60 Ω at $U_V = 5$ V)
	typ. 8 mA (Without strain gauge)
Power consumption	typ. 0.76 W (Device in nominal operation)

Analog inputs

Description of the input	Input channels for strain gauge
Number of inputs	2
Connection method	6 or 4-wire, twisted pair shielded cable
Bridge difference U_d	Measuring range specified by selecting the characteristic and the bridge voltage
Bridge voltage U_0	3.3 V
Characteristics	+1 mV/V, +2 mV/V, +3 mV/V, +4 mV/V
	± 1 mV/V, ± 2 mV/V, ± 3 mV/V, ± 4 mV/V

Inline terminal - IB IL SGI 2/F-PAC - 2878638

Technical data

Analog inputs

Measured value representation	15 bit + sign bit
-------------------------------	-------------------

Analog outputs

Output description	Voltage output
Number of outputs	2
Impedance	> 59 Ω (typical)
Output voltage	typ. 5 V
	3.3 V
Output current	max. 55 mA (With $U_V = 3.3$ V)
	max. 85 mA (With $U_V = 5$ V)

Classifications

eCl@ss

eCl@ss 4.0	27250303
eCl@ss 4.1	27250303
eCl@ss 5.0	27250303
eCl@ss 5.1	27242601
eCl@ss 6.0	27242601
eCl@ss 7.0	27242601
eCl@ss 8.0	27242601

ETIM

ETIM 2.0	EC001431
ETIM 3.0	EC001596
ETIM 4.0	EC001596
ETIM 5.0	EC001596

UNSPSC

UNSPSC 6.01	43172015
UNSPSC 7.0901	43201404
UNSPSC 11	43172015
UNSPSC 12.01	43201404
UNSPSC 13.2	43201404

Approvals

Approvals

Inline terminal - IB IL SGI 2/F-PAC - 2878638

Approvals

Approvals


UL Recognized / cUL Recognized / cULus Recognized


Ex Approvals


UL Listed / cUL Listed / cUL Listed / cULus Listed / cULus Listed

Approvals submitted

Approval details

UL Recognized 

cUL Recognized 

cULus Recognized 

Accessories

Accessories

Device parameterization

Software - AX+ BASIC - 2985068



Software-CD für FDT-Container zur Integration von Geräte-DTM (kostenlos zum Download)

Inline terminal - IB IL SGI 2/F-PAC - 2878638

Accessories

Software - AX DTM LIB - 2988065



DTM library

Installation terminal block

Connection terminal block - AKG 4 GNYE - 0421029



Connection terminal block, Connection method Screw connection, Load current : 41 A, Cross section: 0.5 mm² - 6 mm², Width: 7 mm, Color: green-yellow

Connection terminal block - AKG 4 BK - 0421032



Connection terminal block, Connection method Screw connection, Load current : 41 A, Cross section: 0.5 mm² - 6 mm², Width: 7 mm, Color: black

Neutral conductor rail

Neutral busbar - NLS-CU 3/10 SN 1000MM - 0402174



PEN conductor busbar, 3mm x 10 mm, length: 1000 mm

Pick-off terminal block

Inline terminal - IB IL SGI 2/F-PAC - 2878638

Accessories

Connection terminal block - AK 4 - 0404017



Connection terminal block, Connection method Screw connection, Load current : 41 A, Cross section: 0.5 mm² - 6 mm², Width: 7 mm, Color: silver

Plug

Inline shield connector - IB IL SCN-6 SHIELD - 2726353



Inline shield connector

Inline connector - IB IL SCN-8 - 2726337



Connector, for digital 1, 2 or 8-channel Inline terminals

Shield connection clamp

Shield connection terminal block - SK 8 - 3025163



Shield connection clamp, for shield on busbars, contact resistance < 1 mOhm

Shield connection terminal block - SK 14 - 3025176



Shield connection clamp, for shield on busbars, contact resistance < 1 mOhm

Inline terminal - IB IL SGI 2/F-PAC - 2878638

Accessories

Shield connection terminal block - SK 20 - 3025189



Shield connection clamp, for shield on busbars, contact resistance < 1 mOhm

Shield connection terminal block - SK 35 - 3026463



Shield connection clamp, for shield on busbars, contact resistance < 1 mOhm

Support

Support bracket - AB-SK - 3025341



Support bracket for busbars

Support bracket - AB-SK 65 - 3026489



Support bracket, Bracket for busbars, set every 20 cm, Length: 95.5 mm, Width: 6.2 mm, Color: gray

Support bracket - AB-SK/E - 3026476



Support bracket, Bracket for busbars, set every 20 cm, Length: 10 mm, Width: 56 mm, Height: 20 mm, Color: silver

Inline terminal - IB IL SGI 2/F-PAC - 2878638

Accessories

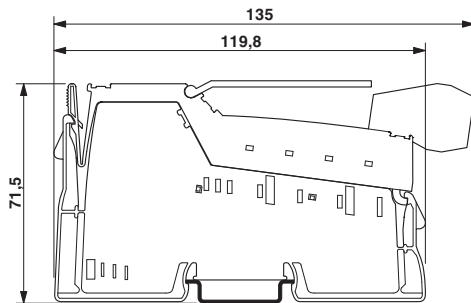
Controller - S-MAX 406 CE PN - 2700599



Powerful combination of PC platform, PLC and visualization with INTERBUS field bus master, 6.4" display, Windows CE.NET and PROFINET-IO controller

Drawings

Dimensioned drawing



Connection diagram

