

Inline terminal - IB IL 24 DO8/HD-PAC - 2700172

Please be informed that the data shown in this PDF Document is generated from our Online Catalog. Please find the complete data in the user's documentation. Our General Terms of Use for Downloads are valid (<http://phoenixcontact.com/download>)



Inline digital output terminal, complete with accessories (connector plug and labeling field), 8 outputs, 24 V DC, 500 mA, 1-wire connection technology

Product Features

- 8 digital outputs
- Connection of actuators in single-wire technology
- Nominal current per output: 500 mA
- Total current of the terminal: 4 A
- Short-circuit-proof and overload-protected outputs
- Diagnostic and status indicators



Key commercial data

Packing unit	1 pc
Weight per Piece (excluding packing)	80.0 GRM
Custom tariff number	85389091
Country of origin	Germany

Technical data

Note

Utilization restriction	EMC: class A product, see manufacturer's declaration in the download area
-------------------------	---

Dimensions

Width	12.2 mm
Height	119.8 mm
Depth	71.5 mm
Note on dimensions	Housing dimensions

Ambient conditions

Inline terminal - IB IL 24 DO8/HD-PAC - 2700172

Technical data

Ambient conditions

Ambient temperature (operation)	-25 °C ... 55 °C
Ambient temperature (storage/transport)	-25 °C ... 85 °C
Permissible humidity (operation)	10 % ... 95 % (according to DIN EN 61131-2)
Permissible humidity (storage/transport)	10 % ... 95 % (according to DIN EN 61131-2)
Air pressure (operation)	70 kPa ... 106 kPa (up to 3000 m above sea level)
Air pressure (storage/transport)	70 kPa ... 106 kPa (up to 3000 m above sea level)
Degree of protection	IP20

General

Weight	60 g
Note on weight specifications	with connector
Mounting type	DIN rail
Protection class	III, IEC 61140, EN 61140, VDE 0140-1
Test section	5 V supply, incoming remote bus/7.5 V supply (bus logics) 500 V AC 50 Hz 1 min
	5 V supply, outgoing remote bus/7.5 V supply (bus logics) 500 V AC 50 Hz 1 min
	7.5 V supply (bus logics)/24 V supply (I/O) 500 V AC 50 Hz 1 min
	24 V supply (I/O) / functional earth ground 500 V AC 50 Hz 1 min
Diagnostics messages	Short-circuit / overload of the digital outputs Error message in the diagnostic code (bus) and display (2 Hz) via the LED (D) on the module

Interfaces

Fieldbus system	Lokalbus
Designation	Inline local bus
Connection method	Inline data jumper
Transmission speed	500 kBit/s

Power supply for module electronics

Supply voltage	24 V DC (via voltage jumper)
Supply voltage range	19.2 V DC ... 30 V DC (including all tolerances, including ripple)
Power loss	max. 0.62 W
Communications power U_L	7.5 V (via voltage jumper)
Current consumption	max. 45 mA (from the local bus)
Power consumption	max. 0.34 W (at U_L)

Inline potentials

Communications power U_L	7.5 V DC
Current consumption from U_L	max. 45 mA
Segment supply voltage U_S	24 V DC (nominal value)

Inline terminal - IB IL 24 DO8/HD-PAC - 2700172

Technical data

Inline potentials

Current consumption from U_s	max. 4 A DC
--------------------------------	-------------

Digital outputs

Output name	Digital outputs
Connection method	Spring-cage connection
	1-wire
Number of outputs	8
Protective circuit	Overload protection, short-circuit protection of outputs Zener diode in output chip
Output voltage	24 V ($U_s - 1$ V)
Maximum output current per channel	500 mA
Maximum output current per module	4 A
Nominal load, inductive	12 VA (1.2 H; 50 Ω)
Nominal load, lamp	12 W
Nominal load, ohmic	12 W (48 Ω)

Classifications

eCl@ss

eCl@ss 4.0	27240404
eCl@ss 4.1	27240404
eCl@ss 5.0	27242204
eCl@ss 5.1	27242604
eCl@ss 6.0	27242604
eCl@ss 7.0	27242604
eCl@ss 8.0	27242604

ETIM

ETIM 2.0	EC001433
ETIM 3.0	EC001599
ETIM 4.0	EC001599
ETIM 5.0	EC001599

UNSPSC

UNSPSC 6.01	43172015
UNSPSC 7.0901	43201404
UNSPSC 11	39121311
UNSPSC 12.01	39121311

Inline terminal - IB IL 24 DO8/HD-PAC - 2700172

Classifications

UNSPSC

UNSPSC 13.2	39121311
-------------	----------

Approvals

Approvals

Approvals


UL Listed / cUL Listed / LR / GL / DNV / ABS / RINA / GL-SW / BSH / BV / cUL Listed / GL / cULus Listed / cULus Listed / cULus Listed / null / null / null / null

Ex Approvals

UL Listed / cUL Listed / cUL Listed / cULus Listed / cULus Listed

Approvals submitted

Approval details

UL Listed 

cUL Listed 

LR

GL

DNV

ABS

RINA

Inline terminal - IB IL 24 DO8/HD-PAC - 2700172

Approvals

GL-SW

BSH

BV

cUL Listed 

GL

cULus Listed 

cULus Listed 

cULus Listed



Accessories

Accessories

Front adapter

Inline terminal - IB IL 24 DO8/HD-PAC - 2700172

Accessories

Front adapters - FLKM 14-PA-INLINE/DIO8 - 2900889



VARIOFACE front adapter for Inline HD modules, for transferring 8 digital signals.

I/O component

Inline terminal - IB IL PD GND-PAC - 2862990



Inline terminal for power distribution (GND), complete with accessories, (connector and labeling field) connections for GND

Labeling panel

Labeling field - IB IL FIELD 2 - 2727501

Labeling field, width: 12.2 mm



Plug

Inline connector - IB IL SCN-8 - 2726337

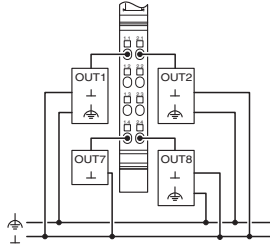


Connector, for digital 1, 2 or 8-channel Inline terminals

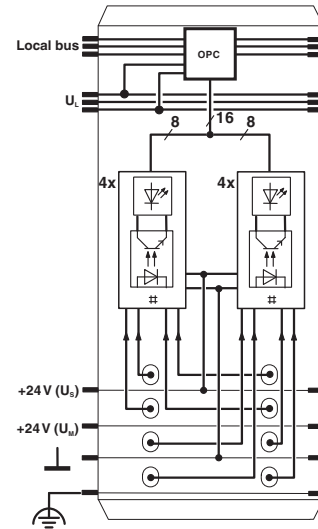
Drawings

Inline terminal - IB IL 24 DO8/HD-PAC - 2700172

Connection diagram



Block diagram



Internal wiring of the terminal points

Dimensioned drawing

