

Panel mounting frames - VS-PPC-F2-MSTB-MNNA-1C-SPSA5 - 1405248

Please be informed that the data shown in this PDF Document is generated from our Online Catalog. Please find the complete data in the user's documentation. Our General Terms of Use for Downloads are valid (<http://phoenixcontact.com/download>)



MSTB panel mounting frame, IP67, for push-pull interlocking, metal, with integrated contact insert for conductor connection, spring-cage connection, 24 V, for round mounting cutout, with seal, without mounting screws



Key commercial data

Packing unit	1 pc
Weight per Piece (excluding packing)	120.0 GRM
Custom tariff number	85366990
Country of origin	Germany

Technical data

Mechanical characteristics

Number of positions	5
Locking type	Push Pull
Connection method	Spring-cage connection
Conductor cross section	0.75 mm ² ... 2.5 mm ²
Connection cross section AWG	18 ... 13
Color	silver

Ambient conditions

Ambient temperature (operation)	-40 °C ... 70 °C
Degree of protection	IP65/IP67

Material data

Inflammability class according to UL 94	V0
Housing material	Zinc die-cast
Housing surface material	Nickel-plated
Contact carrier material	PA
Contact material	Copper alloy

Panel mounting frames - VS-PPC-F2-MSTB-MNNA-1C-SPSA5 - 1405248

Technical data

Material data

Contact surface material	Gold over nickel
Material	Metal
Sealing material	NBR
Seal material	NBR

Electrical characteristics

Number of positions	5
Pollution degree	2

Classifications

eCl@ss

eCl@ss 4.0	272607xx
eCl@ss 4.1	27260701
eCl@ss 5.0	27260701
eCl@ss 5.1	27260701
eCl@ss 6.0	27261207
eCl@ss 7.0	27440210
eCl@ss 8.0	27440210

ETIM

ETIM 3.0	EC002310
ETIM 4.0	EC002310
ETIM 5.0	EC002310

UNSPSC

UNSPSC 6.01	31261501
UNSPSC 7.0901	31261501
UNSPSC 11	31261501
UNSPSC 12.01	31261501
UNSPSC 13.2	31261501

Approvals

Approvals

Approvals

GOST

Panel mounting frames - VS-PPC-F2-MSTB-MNNA-1C-SPSA5 - 1405248

Approvals

Ex Approvals

Approvals submitted

Approval details

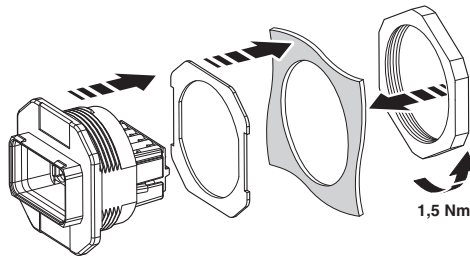


Drawings

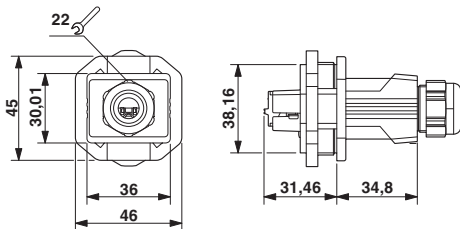
Drilling diagram

Panel cutout

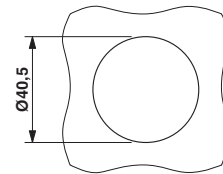
Schematic diagram



Dimensioned drawing



Dimensioned drawing



Panel cutout

Push-Pull MSTB panel mounting frame