

## Electronic device circuit breaker - ECP 3-6 - 0916536

Please be informed that the data shown in this PDF Document is generated from our Online Catalog. Please find the complete data in the user's documentation. Our General Terms of Use for Downloads are valid (<http://phoenixcontact.com/download>)



Selective circuit breaker, can be plugged in TMCP socket, signaling by two-color LED, floating signal contact, on/off pushbutton, width: 12.5 mm, color: black

### Product Features

- ✓ Can be plugged onto TMCP SOCKET M base
- ✓ Design width of just 12.5 mm
- ✓ Capacitive loads can be switched on and loads are only switched off in the event of an overload or short circuit
- ✓ Selective protection of all 24 V DC load circuits at switched-mode power supply units
- ✓ Operating or error state indicated by LED and integrated signal contacts
- ✓ Combination of active electronic current limitation and proven circuit breaker technology including electrical isolation
- ✓ Residual current always limited to 1.8 times the nominal current



### Key commercial data

Packing unit	1 pc
Minimum order quantity	5 pc
Weight per Piece (excluding packing)	70.84 GRM
Custom tariff number	85362010
Country of origin	Germany

### Technical data

#### General

Installation instructions	When mounted in rows without convection cooling, the nominal device current should only be led to a maximum of 80 % due to the thermal effect during continuous operation (100 % operating factor). Parallel connection of multiple load outputs is not permitted.
Mounting type	On base element
Color	black
Surge voltage category	II
Insulating material	PPS

# Electronic device circuit breaker - ECP 3-6 - 0916536

## Technical data

### General

Inflammability class according to UL 94	V0
---	----

### Electrical data

Fuse	Electronic
Fuse type	Automatic device
Rated surge voltage	0.5 kV
Operating voltage	24 V DC
	18 V DC ... 32 V DC
Nominal current $I_N$	3 A (adjustable)
	6 A (adjustable)
Required backup fuse	not required, integrated failsafe element
Dielectric strength	1000 V AC (Actuation area)
	500 V AC (Installation area)
	500 V AC (Load circuit signal contact)
Pollution degree	2
Surge voltage category	II
Insulating material group	IIIa
Switching capacity $I_{CN}$	Active current limitation
Closed circuit current $I_0$	typ. 13 mA

### Dimensions

Height	60 mm
Width	12.5 mm
Depth	70 mm
Height NS 35/7,5	144 mm
Height NS 35/15	151.5 mm
Complete module height	115 mm
Complete module width	38 mm
Complete module depth	147.5 mm

### Ambient conditions

Degree of protection	IP30 (Actuation area)
Ambient temperature (operation)	0 °C ... 50 °C (non-condensing)

### Connection data

Connection method	Screw connection
-------------------	------------------

## Electronic device circuit breaker - ECP 3-6 - 0916536

### Classifications

#### eCl@ss

eCl@ss 4.0	27141116
eCl@ss 4.1	27141116
eCl@ss 5.0	27141116
eCl@ss 5.1	27141116
eCl@ss 6.0	27141116
eCl@ss 7.0	27141116
eCl@ss 8.0	27141116

#### ETIM

ETIM 2.0	EC000899
ETIM 3.0	EC000899
ETIM 4.0	EC000899
ETIM 5.0	EC000899

#### UNSPSC

UNSPSC 6.01	30211812
UNSPSC 7.0901	39121411
UNSPSC 11	39121411
UNSPSC 12.01	39121411
UNSPSC 13.2	39121411

### Approvals

#### Approvals

---

##### Approvals

UL Recognized / VDE Zeichengenehmigung

---

##### Ex Approvals

---


##### Approvals submitted


---

##### Approval details

# Electronic device circuit breaker - ECP 3-6 - 0916536

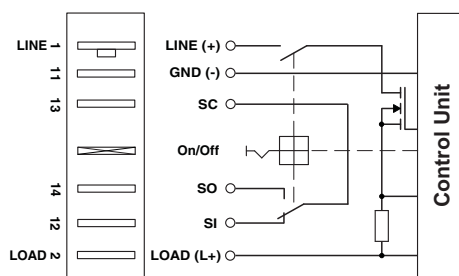
## Approvals

UL Recognized 

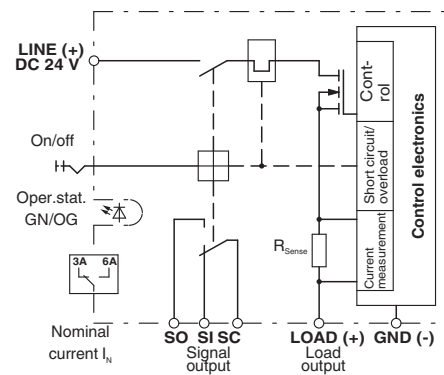
VDE Zeichengenehmigung 

## Drawings

Block diagram

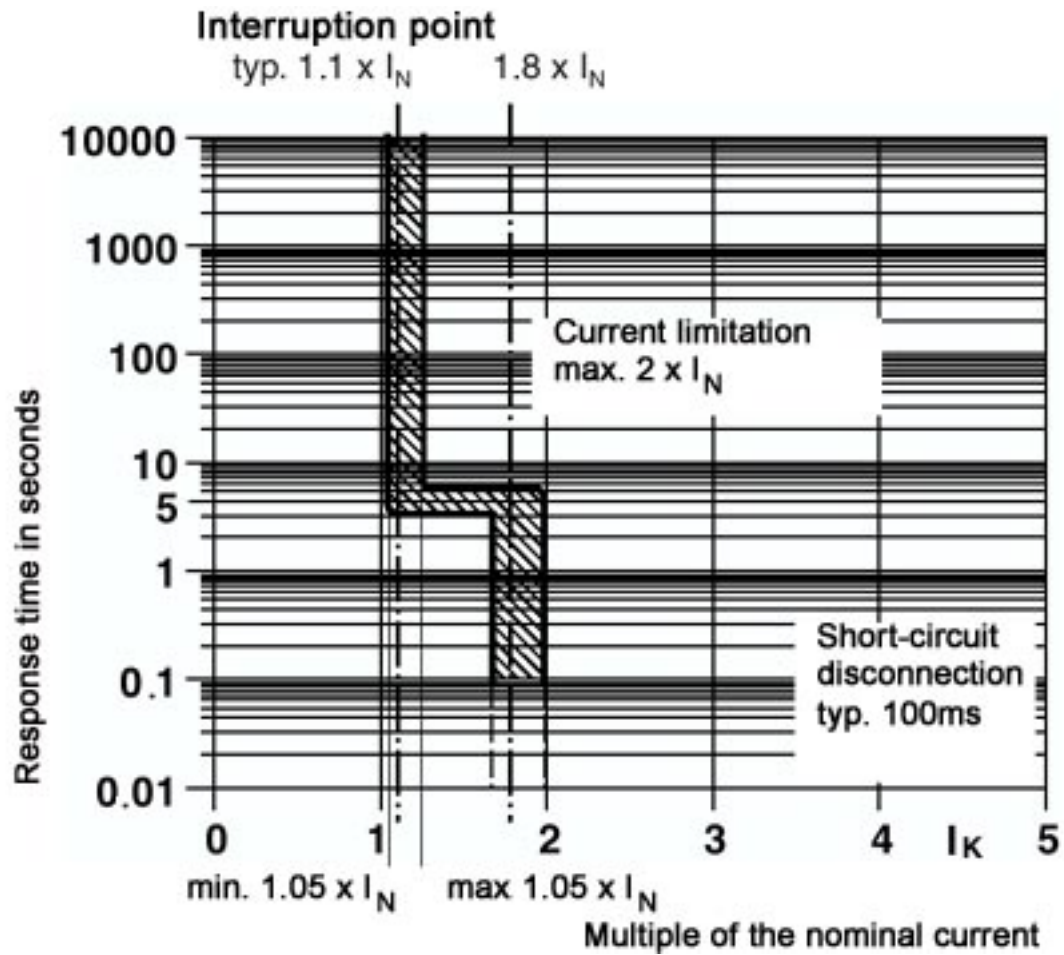


Circuit diagram



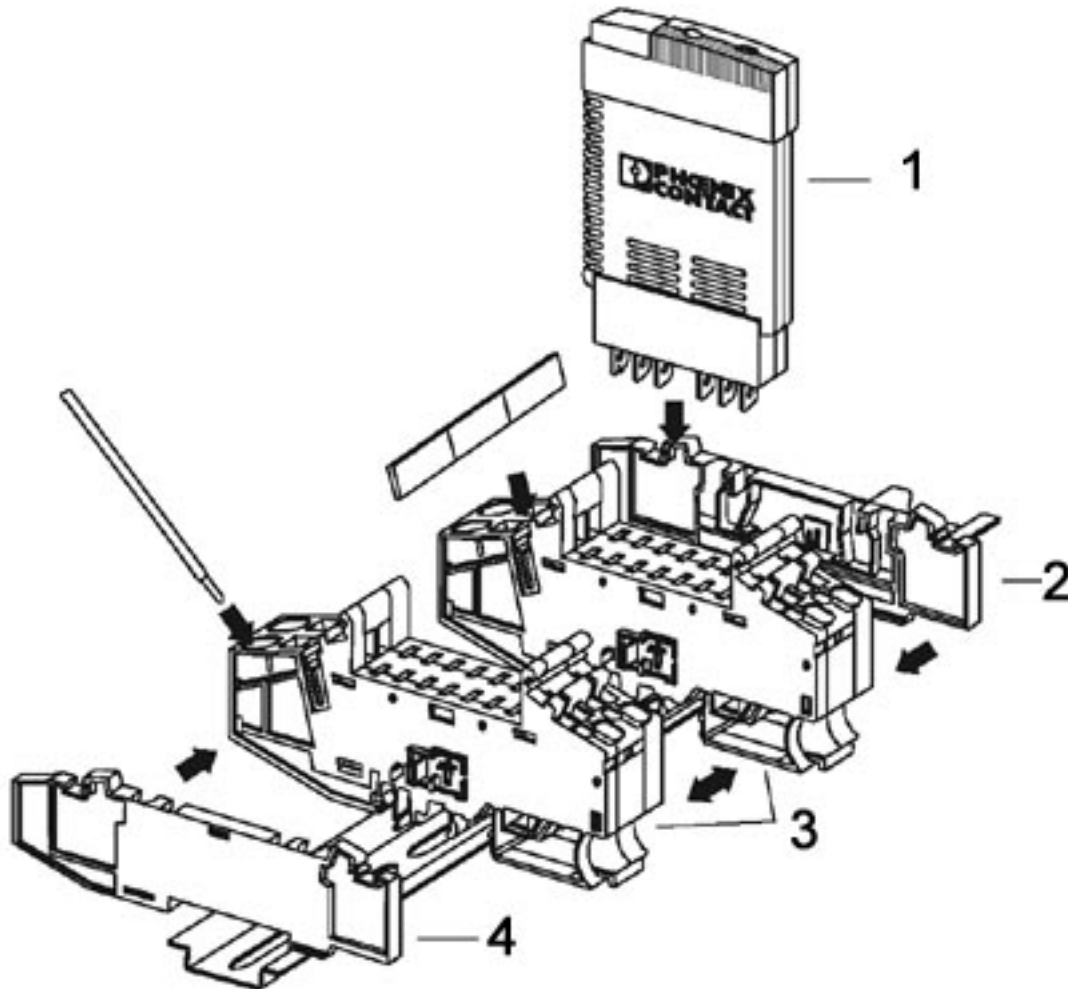
## Electronic device circuit breaker - ECP 3-6 - 0916536

Diagram



## Electronic device circuit breaker - ECP 3-6 - 0916536

Functional drawing



- 1 = Selective circuit breaker
- 2 = Socket termination element
- 3 = Modular socket element
- 4 = Socket termination element