

Semi-conductor relay - OV-24DC/350DC/1 - 2982634

Please be informed that the data shown in this PDF Document is generated from our Online Catalog. Please find the complete data in the user's documentation. Our General Terms of Use for Downloads are valid (<http://phoenixcontact.com/download>)



Solid-state relay, for signal amplification and isolation of the control and load circuits, can be plugged in the solderable plug-in bases SIM-AMS or with PCB connection for mounting directly onto the PCB, input: 4.25-32 V DC, output: 1-350 V DC/1 A

Product Features

- ✓ Compact dimensions
- ✓ No electromagnetic interference
- ✓ High test voltage of up to 4 kV between control and load circuits
- ✓ No wear, even at high switching frequencies
- ✓ Electrically insulated housing
- ✓ No contact bounce – no movable parts
- ✓ Switching power of up to 350 V DC/1 A, 60 V DC/4 A or 480 V AC/5 A



Key commercial data

Packing unit	1 pc
Weight per Piece (excluding packing)	24.4 GRM
Custom tariff number	85362010
Country of origin	Malta

Technical data

Dimensions

Width	10.5 mm
Height	43 mm
Depth	25.4 mm

Ambient conditions

Ambient temperature (operation)	-20 °C ... 80 °C
Ambient temperature (storage/transport)	-20 °C ... 80 °C

Input data

Semi-conductor relay - OV-24DC/350DC/1 - 2982634

Technical data

Input data

Nominal input voltage U_N	24 V DC
Input voltage range	4.25 V DC ... 32 V DC
Switching threshold "0" signal, voltage	< 1 V DC
Switching threshold "1" signal voltage	> 3.3 V DC
Typical input current at U_N	15 mA
Typical response time	< 100 μ s
Typical turn-off time	< 250 μ s
Transmission frequency	100 Hz

Output data

Output voltage range	1 V DC ... 350 V DC
Limiting continuous current	1 A (see derating curve)
Min. load current	1 mA
Leakage current	100 μ A
Surge current	20 A (tp = 1 s)
Voltage drop at max. limiting continuous current	0.5 V
Output circuit	2-conductor
Type of protection	Protection against polarity reversal
Protective circuit/component	Polarity protection diode

General

Test voltage input/output	4 kV (50 Hz, 1 min.)
Mounting position	any
Assembly instructions	Can be aligned with > 9 mm spacing
Operating mode	100% operating factor
Standards/regulations	EN 61000-4-2
	EN 61000-4-3
	EN 61000-4-4
	EN 55011
Rated surge voltage / insulation	Basic insulation

Classifications

eCl@ss

eCl@ss 4.0	27371102
eCl@ss 4.1	27371102
eCl@ss 5.0	27371001
eCl@ss 5.1	27371001

Semi-conductor relay - OV-24DC/350DC/1 - 2982634

Classifications

eCl@ss

eCl@ss 6.0	27371001
eCl@ss 7.0	27371001
eCl@ss 8.0	27371001

ETIM

ETIM 2.0	EC000196
ETIM 3.0	EC000196
ETIM 4.0	EC000196
ETIM 5.0	EC002055

UNSPSC

UNSPSC 6.01	30211916
UNSPSC 7.0901	39121542
UNSPSC 11	39121542
UNSPSC 12.01	39121542
UNSPSC 13.2	39121542

Approvals

Approvals


Approvals

UL Recognized / cUL Recognized / cULus Recognized

Ex Approvals

Approvals submitted

Approval details

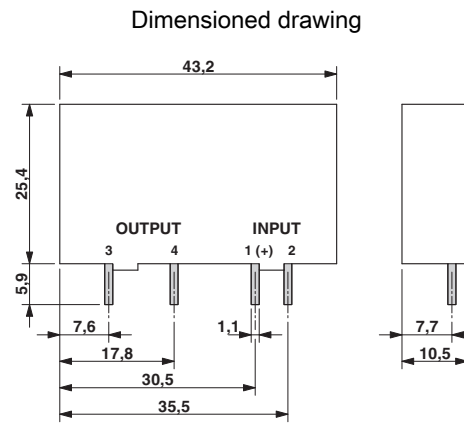
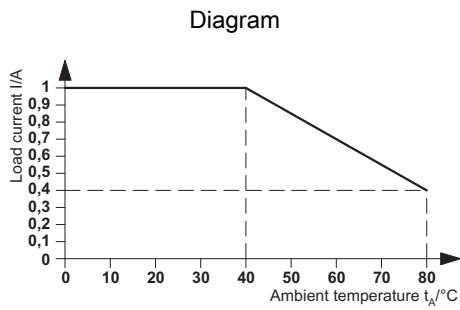
UL Recognized 

Semi-conductor relay - OV-24DC/350DC/1 - 2982634

Approvals



Drawings



Circuit diagram

