

## Miniature solid-state relay - OPT-24DC/ 24DC/ 5 - 2982100

Please be informed that the data shown in this PDF Document is generated from our Online Catalog. Please find the complete data in the user's documentation. Our General Terms of Use for Downloads are valid (<http://phoenixcontact.com/download>)



Plug-in miniature solid-state relay, power solid-state relay, 1 N/O contact, input: 24 V DC, output: 3 - 33 V DC/5 A

The illustration shows the version  
OPT-24DC/24DC/5

### Product Features

- Vibration and shock resistant
- RT III wash tight (comparable with IP67)
- Wear-free and durable
- Zero voltage switch at AC output
- Switching power of up to 24 V DC/5 A
- Can be soldered on PCB



### Key commercial data

Packing unit	1 pc
Minimum order quantity	10 pc
Weight per Piece (excluding packing)	11.74 GRM
Custom tariff number	85364190
Country of origin	Hungary

### Technical data

#### Dimensions

Width	12.7 mm
Height	29 mm
Depth	15.7 mm

#### Ambient conditions

Ambient temperature (operation)	-25 °C ... 60 °C
Ambient temperature (storage/transport)	-25 °C ... 70 °C

# Miniature solid-state relay - OPT-24DC/ 24DC/ 5 - 2982100

## Technical data

### Ambient conditions

Degree of protection	IP67
----------------------	------

### Input data

Nominal input voltage $U_N$	24 V DC
Input voltage range in reference to $U_N$	0.8 ... 1.2
Switching threshold "0" signal, voltage	$\leq 10$ V
Switching threshold "1" signal voltage	$\geq 16$ V
Typical input current at $U_N$	7 mA
Typical response time	20 $\mu$ s
Typical turn-off time	400 $\mu$ s
Type of protection	Protection against polarity reversal
Protective circuit/component	Polarity protection diode
Transmission frequency	300 Hz

### Output data

Output nominal voltage	24 V DC
Output voltage range	3 V DC ... 33 V DC
Limiting continuous current	5 A (see derating curve)
Maximum inrush current	15 A (10 ms)
Surge voltage protection	> 33 V DC
Voltage drop at max. limiting continuous current	$\leq 200$ mV
Output circuit	2-wire, floating
Type of protection	Protection against polarity reversal
	Surge protection
Protective circuit/component	Polarity protection diode

### General

Test voltage input/output	2.5 kV (50 Hz, 1 min.)
Assembly instructions	In rows with zero spacing
Operating mode	100% operating factor
Inflammability class according to UL 94	V0
Designation	Standards/regulations
Standards/regulations	IEC 60664
	EN 50178
	IEC 62103
Rated surge voltage / insulation	Basic insulation
Rated insulation voltage	100 V DC
Pollution degree	2

# Miniature solid-state relay - OPT-24DC/ 24DC/ 5 - 2982100

## Technical data

### General

Surge voltage category	III
------------------------	-----

## Classifications

### eCl@ss

eCl@ss 4.0	27371102
eCl@ss 4.1	27371102
eCl@ss 5.0	27371001
eCl@ss 5.1	27371001
eCl@ss 6.0	27371604
eCl@ss 7.0	27371604
eCl@ss 8.0	27371604

### ETIM

ETIM 2.0	EC001504
ETIM 3.0	EC001504
ETIM 4.0	EC001504
ETIM 5.0	EC001504

### UNSPSC

UNSPSC 6.01	30211916
UNSPSC 7.0901	39121542
UNSPSC 11	39121542
UNSPSC 12.01	39121542
UNSPSC 13.2	39121542

## Approvals

### Approvals

---

#### Approvals

UL Recognized / cUL Recognized / GL / UL Recognized / cUL Recognized / cULus Recognized

---

#### Ex Approvals

---

#### Approvals submitted

# Miniature solid-state relay - OPT-24DC/ 24DC/ 5 - 2982100

## Approvals

### Approval details

UL Recognized

cUL Recognized

GL

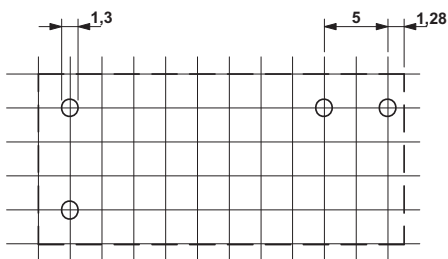
UL Recognized

cUL Recognized

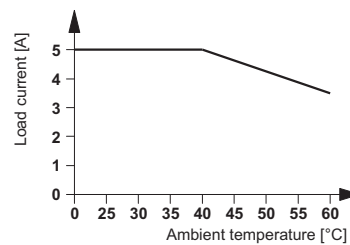
cULus Recognized

## Drawings

Drilling diagram



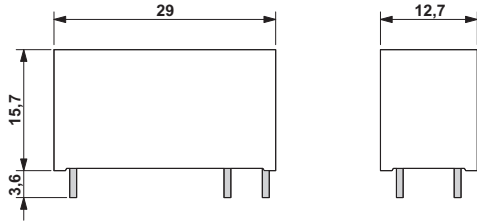
Diagram



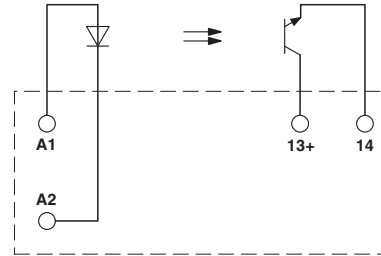
Basic pitch 2.5 mm

# Miniature solid-state relay - OPT-24DC/ 24DC/ 5 - 2982100

Dimensioned drawing



Circuit diagram



Pin assignments: View of the connections