

## Fuse modular terminal block - UT 6-HESILED 60 (6,3X32) - 3046427

Please be informed that the data shown in this PDF Document is generated from our Online Catalog. Please find the complete data in the user's documentation. Our General Terms of Use for Downloads are valid (<http://phoenixcontact.com/download>)



Lever-type fuse terminal block, black, for 6.3 x 32 mm G fuse inserts, with LED for 60 V DC

### Product Features

- An extremely compact design
- Tested for railway applications
- Test connection on both sides in safety lever



### Key commercial data

Packing unit	1 pc
Weight per Piece (excluding packing)	25.28 GRM
Custom tariff number	85369085
Country of origin	Poland

### Technical data

#### General

Note	The current is determined by the fuse used, the voltage by the selected LED. If the fuse is faulty, the downstream circuit will not be disconnected.
Number of levels	1
Number of connections	2
Color	black
Insulating material	PA
Inflammability class according to UL 94	V0
Area of application	Railway industry
	Mechanical engineering
	Plant engineering
Fuse	G / 6,3 x 32

## Fuse modular terminal block - UT 6-HESILED 60 (6,3X32) - 3046427

### Technical data

#### General

Fuse type	Glass
Rated surge voltage	6 kV
Pollution degree	3
Surge voltage category	III
Insulating material group	I
Power loss	max. 2.5 W (With single arrangement of the fuse terminal block in the event of overload)
	max. 2.5 W (With interconnected arrangement of several fuse terminal blocks in the event of overload)
	max. 4 W (With single arrangement of the fuse terminal block in the event of a short-circuit)
	max. 2.5 W (With interconnected arrangement of several fuse terminal blocks in the event of a short-circuit)
Maximum current with single arrangement	10 A
LED voltage range	30 V AC/DC ... 60 V AC/DC
LED current range	0.4 mA ... 0.86 mA
Connection in acc. with standard	IEC 60947-7-3
Maximum load current (lower level)	10 A
Additional text	the current is determined by the fuse used
Nominal current $I_N$ (lower level)	10 A
Nominal voltage $U_N$	60 V
Open side panel	nein

#### Dimensions

Width	8.2 mm
Length	57.8 mm
Height NS 35/7,5	73 mm
Height NS 35/15	80.5 mm

#### Connection data

Conductor cross section solid min.	0.2 mm <sup>2</sup>
Conductor cross section solid max.	10 mm <sup>2</sup>
Conductor cross section stranded min.	0.2 mm <sup>2</sup>
Conductor cross section stranded max.	10 mm <sup>2</sup>
Conductor cross section AWG/kcmil min.	24
Conductor cross section AWG/kcmil max	8
Conductor cross section stranded, with ferrule without plastic sleeve min.	0.25 mm <sup>2</sup>
Conductor cross section stranded, with ferrule without plastic sleeve max.	6 mm <sup>2</sup>
Conductor cross section stranded, with ferrule with plastic sleeve min.	0.25 mm <sup>2</sup>
Conductor cross section stranded, with ferrule with plastic sleeve max.	6 mm <sup>2</sup>

## Fuse modular terminal block - UT 6-HESILED 60 (6,3X32) - 3046427

### Technical data

#### Connection data

2 conductors with same cross section, solid min.	0.2 mm <sup>2</sup>
2 conductors with same cross section, solid max.	2.5 mm <sup>2</sup>
2 conductors with same cross section, stranded min.	0.2 mm <sup>2</sup>
2 conductors with same cross section, stranded max.	2.5 mm <sup>2</sup>
2 conductors with same cross section, stranded, ferrules without plastic sleeve, min.	0.25 mm <sup>2</sup>
2 conductors with same cross section, stranded, ferrules without plastic sleeve, max.	1.5 mm <sup>2</sup>
2 conductors with same cross section, stranded, TWIN ferrules with plastic sleeve, min.	0.5 mm <sup>2</sup>
2 conductors with same cross section, stranded, TWIN ferrules with plastic sleeve, max.	4 mm <sup>2</sup>
Connection method	Screw connection
Stripping length	10 mm
Internal cylindrical gage	A5
Screw thread	M4
Tightening torque, min	1.5 Nm
Tightening torque max	1.8 Nm

### Classifications

#### eCl@ss

eCl@ss 4.0	27141116
eCl@ss 4.1	27141116
eCl@ss 5.0	27141116
eCl@ss 5.1	27141116
eCl@ss 6.0	27141116
eCl@ss 7.0	27141116
eCl@ss 8.0	27141116

#### ETIM

ETIM 2.0	EC000897
ETIM 3.0	EC000899
ETIM 4.0	EC000899
ETIM 5.0	EC000899

#### UNSPSC

UNSPSC 6.01	30211811
UNSPSC 7.0901	39121410

# Fuse modular terminal block - UT 6-HESILED 60 (6,3X32) - 3046427

## Classifications

### UNSPSC

UNSPSC 11	39121410
UNSPSC 12.01	39121410
UNSPSC 13.2	39121410

## Approvals

### Approvals

#### Approvals


RS / CSA / UL Recognized / cUL Recognized / GL / KEMA-KEUR / IEC EE CB Scheme / cULus Recognized


#### Ex Approvals

#### Approvals submitted

### Approval details


RS
----

CSA 		
	B	C
mm <sup>2</sup> /AWG/kcmil	24-8	24-8
Nominal current I <sub>N</sub>	10 A	10 A
Nominal voltage U <sub>N</sub>	600 V	600 V


UL Recognized 		
	B	C
mm <sup>2</sup> /AWG/kcmil	24-8	24-8
Nominal current I <sub>N</sub>	10 A	10 A
Nominal voltage U <sub>N</sub>	600 V	600 V


## Fuse modular terminal block - UT 6-HESILED 60 (6,3X32) - 3046427


### Approvals

cUL Recognized 		
	B	C
mm <sup>2</sup> /AWG/kcmil	24-8	24-8
Nominal current I <sub>N</sub>	10 A	10 A
Nominal voltage U <sub>N</sub>	600 V	600 V

GL
----

KEMA-KEUR 	
mm <sup>2</sup> /AWG/kcmil	0.2-6
Nominal current I <sub>N</sub>	10 A
Nominal voltage U <sub>N</sub>	60 V

IECEE CB Scheme 	
mm <sup>2</sup> /AWG/kcmil	0.2-6
Nominal current I <sub>N</sub>	10 A
Nominal voltage U <sub>N</sub>	60 V

cULus Recognized 	
--	--

### Accessories

Accessories

Bridge

## Fuse modular terminal block - UT 6-HESILED 60 (6,3X32) - 3046427

### Accessories

Connection pin - VS - 3004207



Connection pin, Length: 1000 mm, Color: gray

---

### End block

End clamp - CLIPFIX 35 - 3022218



Quick mounting end clamp for NS 35/7,5 DIN rail or NS 35/15 DIN rail, with marking option, width: 9.5 mm, color: gray

---

End clamp - CLIPFIX 35-5 - 3022276



Quick mounting end clamp for NS 35/7,5 DIN rail or NS 35/15 DIN rail, with marking option, with parking option for FBS...5, FBS...6, KSS 5, KSS 6, width: 5.15 mm, color: gray

---

End clamp - E/NS 35 N - 0800886



End clamp, width: 9.5 mm, color: gray

---

### Insulating sleeve

Insulating sleeve - MPS-IH WH - 0201663



Insulating sleeve, Color: white

## Fuse modular terminal block - UT 6-HESILED 60 (6,3X32) - 3046427

### Accessories

---

Insulating sleeve - MPS-IH RD - 0201676



Insulating sleeve, Color: red

---

Insulating sleeve - MPS-IH BU - 0201689



Insulating sleeve, Color: blue

---

Insulating sleeve - MPS-IH YE - 0201692



Insulating sleeve, Color: yellow

---

Insulating sleeve - MPS-IH GN - 0201702



Insulating sleeve, Color: green

---

Insulating sleeve - MPS-IH GY - 0201728



Insulating sleeve, Color: gray

---

## Fuse modular terminal block - UT 6-HESILED 60 (6,3X32) - 3046427

### Accessories

Insulating sleeve - MPS-IH BK - 0201731



Insulating sleeve, Color: black

---

### Jumper

Plug-in bridge - FBS 2-8 - 3030284



Plug-in bridge, Number of positions: 2, Color: red

---

Plug-in bridge - FBS 3-8 - 3030297



Plug-in bridge, Number of positions: 3, Color: red

---

Plug-in bridge - FBS 4-8 - 3030307



Plug-in bridge, Number of positions: 4, Color: red

---

Plug-in bridge - FBS 5-8 - 3030310



Plug-in bridge, Number of positions: 5, Color: red

---



## Fuse modular terminal block - UT 6-HESILED 60 (6,3X32) - 3046427

### Accessories

Plug-in bridge - FBS 10-8 - 3030323



Plug-in bridge, Number of positions: 10, Color: red

---

Plug-in bridge - FBS 6-8 - 3032470



Plug-in bridge, Number of positions: 6, Color: red

---

Plug-in bridge - FBSR 2-8 - 3033808



Plug-in bridge, Number of positions: 2, Color: red

---

Plug-in bridge - FBSR 3-8 - 3001597



Plug-in bridge, Number of positions: 3, Color: red

---

Plug-in bridge - FBSR 4-8 - 3000585



Plug-in bridge, Number of positions: 4, Color: red

---

## Fuse modular terminal block - UT 6-HESILED 60 (6,3X32) - 3046427

### Accessories

Plug-in bridge - FBSR 5-8 - 3033809



Plug-in bridge, Number of positions: 5, Color: red

---

Plug-in bridge - FBSR 10-8 - 3001599



Plug-in bridge, Number of positions: 10, Color: red

---

### Labeled terminal marker

Zack marker strip - ZB 8 CUS - 0825011



Zack marker strip, can be ordered: Strip, white, labeled according to customer specifications, Mounting type: Snap into tall marker groove, for terminal block width: 8.2 mm, Lettering field: 10.5 x 8.15 mm

---

Marker for terminal blocks - UC-TM 8 CUS - 0824597



Marker for terminal blocks, can be ordered: by sheet, white, labeled according to customer specifications, Mounting type: Snap into tall marker groove, for terminal block width: 8.2 mm, Lettering field: 7.6 x 10.5 mm

---

Marker for terminal blocks - UCT-TM 8 CUS - 0829616



Marker for terminal blocks, can be ordered: by sheet, white, labeled according to customer specifications, Mounting type: Snap into tall marker groove, for terminal block width: 8.2 mm, Lettering field: 7.6 x 10.5 mm

---

## Fuse modular terminal block - UT 6-HESILED 60 (6,3X32) - 3046427

### Accessories

Zack marker strip - ZB 8,LGS:FORTL.ZAHLEN - 1052015



Zack marker strip, Strip, white, labeled, can be labeled with: Plotter, Printed horizontally: Consecutive numbers 1 - 10, 11 - 20, etc. up to 491 - 500, Mounting type: Snap into tall marker groove, for terminal block width: 8.2 mm, Lettering field: 10.5 x 8.15 mm

Zack marker strip - ZB 8,QR:FORTL.ZAHLEN - 1052028



Zack marker strip, Strip, white, labeled, can be labeled with: Plotter, Printed vertically: Consecutive numbers 1 - 10, 11 - 20, etc. up to 91 - 100, Mounting type: Snap into tall marker groove, for terminal block width: 8.2 mm, Lettering field: 10.5 x 8.15 mm

Marker for terminal blocks - ZB 8,LGS:L1-N,PE - 1052413



Marker for terminal blocks, Strip, white, labeled, can be labeled with: Plotter, Horizontal: L1, L2, L3, N, PE, L1, L2, L3, N, PE, Mounting type: Snap into tall marker groove, for terminal block width: 8.2 mm, Lettering field: 10.5 x 8.15 mm

### Marker pen

Marker pen - X-PEN 0,35 - 0811228



Marker pen without ink cartridge, for manual labeling of markers, labeling extremely wipe-proof, line thickness 0.35 mm

### Mounting rail

DIN rail perforated - NS 35/ 7,5 PERF 2000MM - 0801733



DIN rail, material: steel galvanized and passivated with a thick layer, perforated, height 7.5 mm, width 35 mm, length: 2000 mm

## Fuse modular terminal block - UT 6-HESILED 60 (6,3X32) - 3046427

### Accessories

---

DIN rail, unperforated - NS 35/ 7,5 UNPERF 2000MM - 0801681



DIN rail, material: Steel, unperforated, height 7.5 mm, width 35 mm, length: 2 m

---

DIN rail perforated - NS 35/ 7,5 WH PERF 2000MM - 1204119



DIN rail 35 mm (NS 35)

---

DIN rail - NS 35/ 7,5 WH UNPERF 2000MM - 1204122



DIN rail 35 mm (NS 35)

---

DIN rail, unperforated - NS 35/ 7,5 AL UNPERF 2000MM - 0801704



DIN rail, unperforated, Width: 35 mm, Height: 7.5 mm, Length: 2000 mm, Color: silver

---

DIN rail perforated - NS 35/ 7,5 ZN PERF 2000MM - 1206421



DIN rail, material: Galvanized, perforated, height 7.5 mm, width 35 mm, length: 2 m

---

## Fuse modular terminal block - UT 6-HESILED 60 (6,3X32) - 3046427

### Accessories

DIN rail, unperforated - NS 35/ 7,5 ZN UNPERF 2000MM - 1206434



DIN rail, material: Galvanized, unperforated, height 7.5 mm, width 35 mm, length: 2 m

---

DIN rail, unperforated - NS 35/ 7,5 CU UNPERF 2000MM - 0801762



DIN rail, material: Copper, unperforated, height 7.5 mm, width 35 mm, length: 2 m

---

End cap - NS 35/ 7,5 CAP - 1206560



DIN rail end piece, for DIN rail NS 35/7.5

---

DIN rail perforated - NS 35/15 PERF 2000MM - 1201730



DIN rail, material: steel galvanized and passivated with a thick layer, perforated, height 15 mm, width 35 mm, length: 2000 mm

---

DIN rail, unperforated - NS 35/15 UNPERF 2000MM - 1201714



DIN rail, material: Steel, unperforated, height 15 mm, width 35 mm, length: 2 m

---

## Fuse modular terminal block - UT 6-HESILED 60 (6,3X32) - 3046427

### Accessories

DIN rail perforated - NS 35/15 WH PERF 2000MM - 0806602



DIN rail 35 mm (NS 35)

---

DIN rail - NS 35/15 WH UNPERF 2000MM - 1204135



DIN rail 35 mm (NS 35)

---

DIN rail, unperforated - NS 35/15 AL UNPERF 2000MM - 1201756



DIN rail, deep drawn, high profile, unperforated, 1.5 mm thick, material: aluminum, height 15 mm, width 35 mm, length 2000 mm

---

DIN rail perforated - NS 35/15 ZN PERF 2000MM - 1206599



DIN rail, material: Galvanized, perforated, height 15 mm, width 35 mm, length: 2 m

---

DIN rail, unperforated - NS 35/15 ZN UNPERF 2000MM - 1206586



DIN rail, material: Galvanized, unperforated, height 15 mm, width 35 mm, length: 2 m

---

## Fuse modular terminal block - UT 6-HESILED 60 (6,3X32) - 3046427

### Accessories

DIN rail, unperforated - NS 35/15 CU UNPERF 2000MM - 1201895



DIN rail, material: Copper, unperforated, 1.5 mm thick, height 15 mm, width 35 mm, length: 2 m

---

End cap - NS 35/15 CAP - 1206573



DIN rail end piece, for DIN rail NS 35/15

---

DIN rail, unperforated - NS 35/15-2,3 UNPERF 2000MM - 1201798



DIN rail, material: Steel, unperforated, 2.3 mm thick, height 15 mm, width 35 mm, length: 2 m

---

### Partition plate

Spacer plate - DP PS-8 - 3036741



Spacer plate, Color: red

---

### Reducing bridge

Reducing bridge - RB UT 6-(2,5/4) - 3047251



Reducing bridge, Number of positions: 2, Color: red

## Fuse modular terminal block - UT 6-HESILED 60 (6,3X32) - 3046427

### Accessories

---

#### Screwdriver tools

Screwdriver - SZS 1,0X4,0 VDE - 1205066



Screwdriver, slot-headed, VDE insulated, size: 1.0 x 4.0 x 100 mm, 2-component grip, with non-slip grip

---

#### Terminal marking

Zack marker strip - ZB 8:UNBEDRUCKT - 1052002



Zack marker strip, Strip, white, unlabeled, can be labeled with: Plotter, Mounting type: Snap into tall marker groove, for terminal block width: 8.2 mm, Lettering field: 10.5 x 8.15 mm

---

Marker for terminal blocks - UC-TM 8 - 0818072



Marker for terminal blocks, Sheet, white, unlabeled, can be labeled with: BLUEMARK CLED, BLUEMARK LED, Plotter, Mounting type: Snap into tall marker groove, for terminal block width: 8.2 mm, Lettering field: 7.6 x 10.5 mm

---

Marker for terminal blocks - UCT-TM 8 - 0828740



Marker for terminal blocks, Sheet, white, unlabeled, can be labeled with: THERMOMARK CARD, BLUEMARK CLED, BLUEMARK LED, TOPMARK LASER, Mounting type: Snap into tall marker groove, for terminal block width: 8.2 mm, Lettering field: 7.6 x 10.5 mm

---

#### Test plug terminal block



## Fuse modular terminal block - UT 6-HESILED 60 (6,3X32) - 3046427

### Accessories

Test plugs - MPS-MT - 0201744



Test plugs, Color: silver

---

Test plugs - PAI-4-N GY - 3032871



Test plugs, Color: gray

---

Test plugs - PS-8 - 3031005



Test plugs, Color: red

---

Test adapter - PS-8/2,3MM RD - 3048564



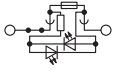
Test adapter, Color: red

---

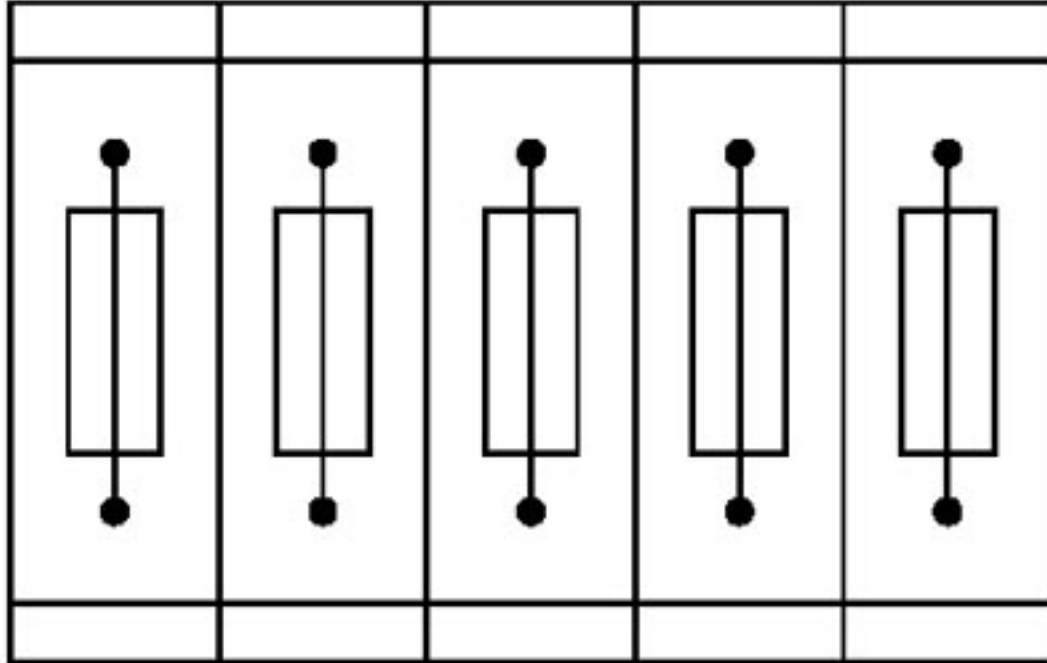
### Drawings

# Fuse modular terminal block - UT 6-HESILED 60 (6,3X32) - 3046427

Circuit diagram



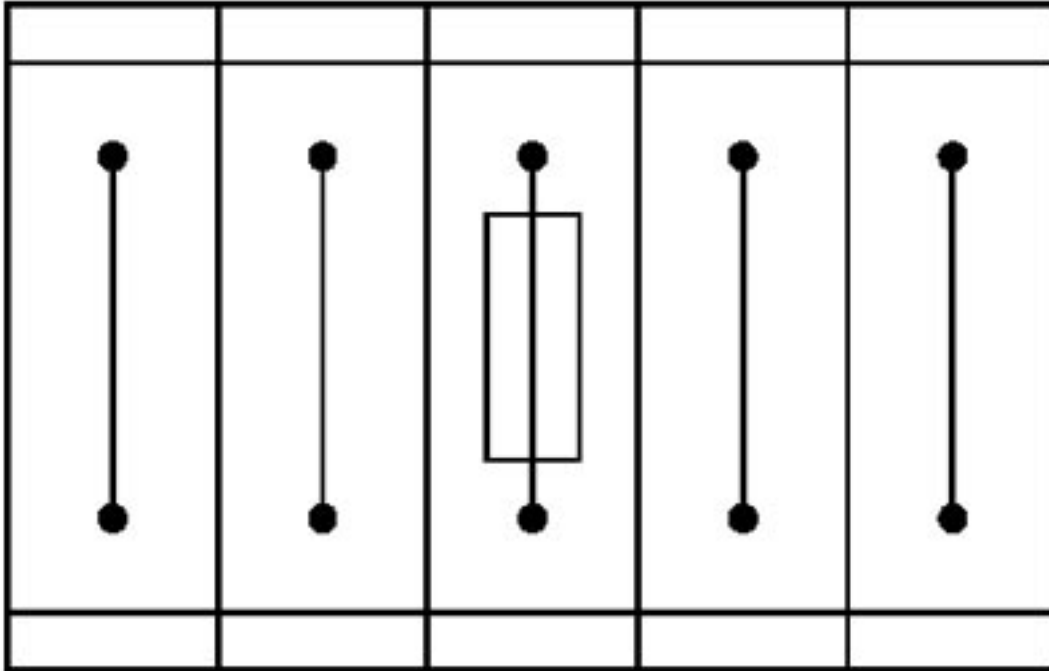
Application drawing



Fuse terminal blocks in interconnected arrangement, block consisting of 5 fuse terminal blocks

## Fuse modular terminal block - UT 6-HESILED 60 (6,3X32) - 3046427

Application drawing



Fuse terminal block in single arrangement,  
block consisting of one fuse terminal block and 4 feed-through terminal blocks