

Relay Module - EMG 10-REL/KSR-230/ 1-LC - 2964403

Please be informed that the data shown in this PDF Document is generated from our Online Catalog. Please find the complete data in the user's documentation. Our General Terms of Use for Downloads are valid (<http://phoenixcontact.com/download>)



Relay module, with soldered-in miniature switching relay, contacts (AgNi): Medium to large loads, 1 N/O contact, input voltage 230 V AC/DC


The illustration shows version EMG 10-REL/KSR-G 24/1-LC, with soldered-in miniature switching relay

Product Features

- ✓ Safe isolation according to DIN EN 50178 between coil and contact
- ✓ Integrated input circuit and interference suppression circuit



Key commercial data

Packing unit	1 pc
GTIN	 4 017918 107468
Weight per Piece (excluding packing)	37.93 GRM
Custom tariff number	85364900
Country of origin	Germany

Technical data

Note

Utilization restriction	EMC: class A product, see manufacturer's declaration in the download area
-------------------------	---------------------------------------------------------------------------

Dimensions

Width	10.6 mm
Height	75 mm
Depth	53.5 mm

Relay Module - EMG 10-REL/KSR-230/ 1-LC - 2964403

Technical data

Ambient conditions

Ambient temperature (operation)	-20 °C ... 40 °C
Ambient temperature (storage/transport)	-20 °C ... 70 °C

Coil side

Nominal input voltage U_N	230 V AC/DC
Input voltage range in reference to U_N	0.8 ... 1.1
Typical input current at U_N	4.8 mA
Typical response time	7 ms
Typical release time	11 ms
Operating voltage display	Yellow LED
Protective circuit	Bridge rectifier Bridge rectifier
	Surge protection Varistor

Contact side

Contact type	Single contact, 1 N/O contact
Contact material	AgNi
Maximum switching voltage	250 V AC/DC
Minimum switching voltage	12 V
Maximum inrush current	8 A
Min. switching current	100 mA
Limiting continuous current	6 A
Interrupting rating (ohmic load) max.	140 W (at 24 V DC)
	60 W (at 48 V DC)
	45 W (at 60 V DC)
	35 W (at 110 V DC)
	55 W (at 220 V DC)
	1500 VA (for 250 V AC)

General

Test voltage relay winding/relay contact	4 kV AC (50 Hz, 1 min.)
Operating mode	100% operating factor
Degree of protection	IP20
Mechanical service life	Approx. 2×10^7 cycles
Standards/regulations	IEC 60664
	EN 50178
	IEC 62103
Rated surge voltage / insulation	4 kV / basic insulation
Rated insulation voltage	260 V AC
Pollution degree	2

Relay Module - EMG 10-REL/KSR-230/ 1-LC - 2964403

Technical data

General

Surge voltage category	III
Mounting position	any
Assembly instructions	In rows with zero spacing

Connection data

Connection method	Screw connection
Stripping length	8 mm
Conductor cross section stranded min.	0.2 mm ²
Conductor cross section stranded max.	2.5 mm ²
Conductor cross section solid min.	0.2 mm ²
Conductor cross section solid max.	4 mm ²
Conductor cross section AWG/kcmil max	12
Conductor cross section AWG/kcmil min.	24
Screw thread	M3

Classifications

eCl@ss

eCl@ss 4.0	27371102
eCl@ss 4.1	27371102
eCl@ss 5.0	27371001
eCl@ss 5.1	27371001
eCl@ss 6.0	27371001
eCl@ss 7.0	27371001
eCl@ss 8.0	27371001

ETIM

ETIM 2.0	EC000196
ETIM 3.0	EC000196
ETIM 4.0	EC000196
ETIM 5.0	EC000196

UNSPSC

UNSPSC 6.01	30211916
UNSPSC 7.0901	39121515
UNSPSC 11	39121515
UNSPSC 12.01	39121515
UNSPSC 13.2	39121515

Relay Module - EMG 10-REL/KSR-230/ 1-LC - 2964403

Approvals

Approvals


Approvals


UL Recognized / cUL Recognized / GOST / cULus Recognized

Ex Approvals


Approvals submitted

Approval details

UL Recognized 

cUL Recognized 

GOST 

cULus Recognized 

Accessories

Accessories

Marking material - EMG-SGKS 10 - 2947585



Equipment marker, narrow

Relay Module - EMG 10-REL/KSR-230/ 1-LC - 2964403

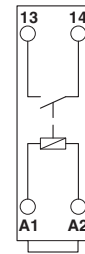
Accessories

Drawings

Connection diagram



Circuit diagram



Circuit diagram

