

PLPT9 450LB_E

Metal Can®

Blue Laser Diode in TO90 Package



Applications

- Electronic Equipment
- Projection Home LED & Laser
- Projection Professional LED & Laser
- Stage Lighting (LED & Laser)

Features:

- Typical emission wavelength: 447 nm
- Efficient radiation source for cw and pulsed operation
- TO90 package
- ESD protection diode
- Laser diode isolated against package

Ordering Information

Type	Peak output power typ. P_{opt}	Ordering Code
PLPT9 450LB_E	5 W	Q65113A2224

Preliminary datasheet version

Maximum Ratings

$T_C = 25\text{ °C}$

Parameter	Symbol		Values
Operating temperature (T_{case})	T_{op}	min.	-20 °C
		max.	90 °C
Storage temperature	T_{stg}	min.	-40 °C
		max.	120 °C
Junction temperature	T_j	max.	160 °C
Output power	P_{opt}	max.	5.3 W
Operating current ¹⁾	I_{op}	max.	4 A
Reverse current	I_R	max.	20 mA
Soldering temperature $t_{\text{max}} = 10\text{ s}$	T_S	max.	260 °C

Operation outside these conditions will damage the device. Operation at maximum ratings may influence lifetime.

Characteristics

$P_{\text{opt}} = 5.0 \text{ W}$; $T_{\text{C}} = 25 \text{ °C}$

Parameter	Symbol		Values
Operating current ¹⁾	I_{op}	typ.	3 A
		max.	3.8 A
Centroid wavelength ²⁾	$\lambda_{\text{centroid}}$	min.	440 nm
		typ.	447 nm
		max.	455 nm
Optical output power	P_{opt}	typ.	5.0 W
Beam divergence ($1/e^2$) parallel to pn-junction	Θ_{\parallel}	min.	6 °
		typ.	9 °
		max.	13 °
Beam divergence ($1/e^2$) perpendicular to pn-junction	Θ_{\perp}	min.	41 °
		typ.	49 °
		max.	57 °
Threshold current	I_{th}	typ.	0.29 A
		max.	0.45 A
Forward voltage ³⁾⁴⁾	V_{F}	typ.	4.3 V
		max.	5.0 V
Total power dissipation	P_{tot}	typ.	8 W
TE polarization	P_{TE}	typ.	100:1
Thermal resistance junction case real	R_{thJC}	typ.	8 K / W

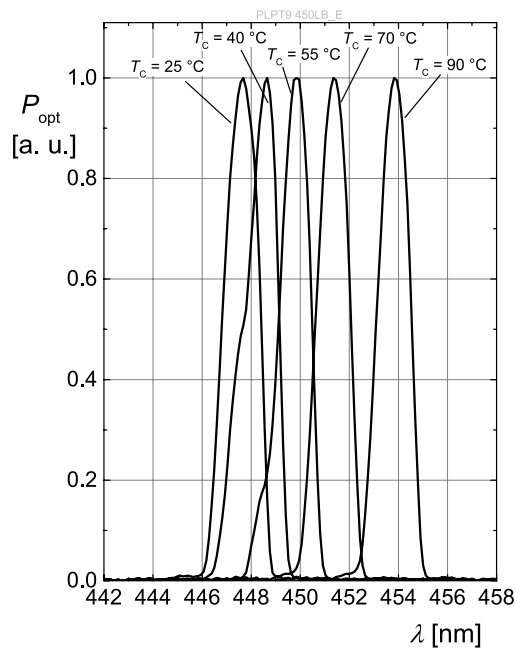
Centroid Wavelength

$P_{opt} = 5.0 \text{ W}; T_c = 25 \text{ }^\circ\text{C}$

Group	Centroid wavelength ²⁾	Centroid wavelength ²⁾
	min. $\lambda_{centroid}$	max. $\lambda_{centroid}$
1	440 nm	442 nm
2	442 nm	444 nm
3	444 nm	446 nm
4	446 nm	448 nm
5	448 nm	450 nm
6	450 nm	452 nm
7	452 nm	455 nm

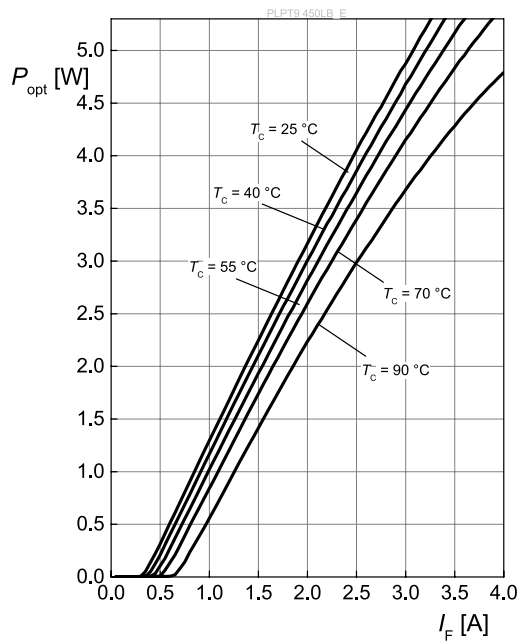
Relative Spectral Emission ^{5), 6)}

$P_{opt} = f(\lambda); P_{opt} = 5 \text{ W}$



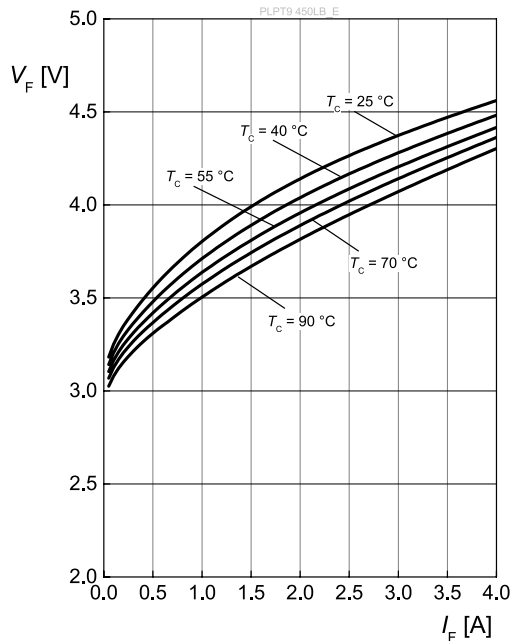
Optical Output Power ^{5), 6)}

$$P_{opt} = f(I_F)$$



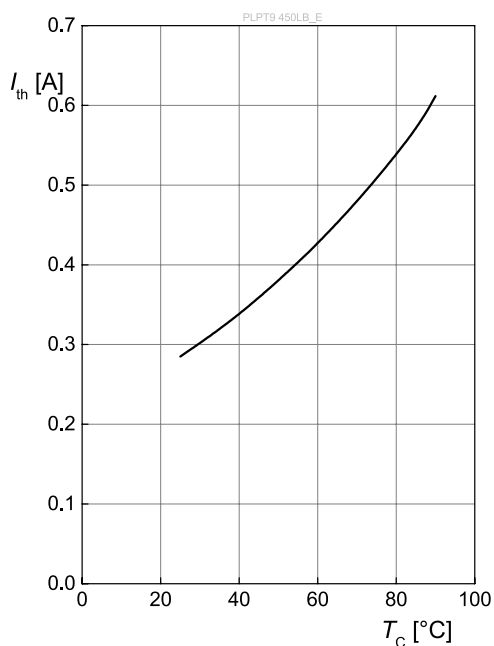
Forward Voltage ^{5), 6)}

$$V_F = f(I_F)$$



Threshold Current

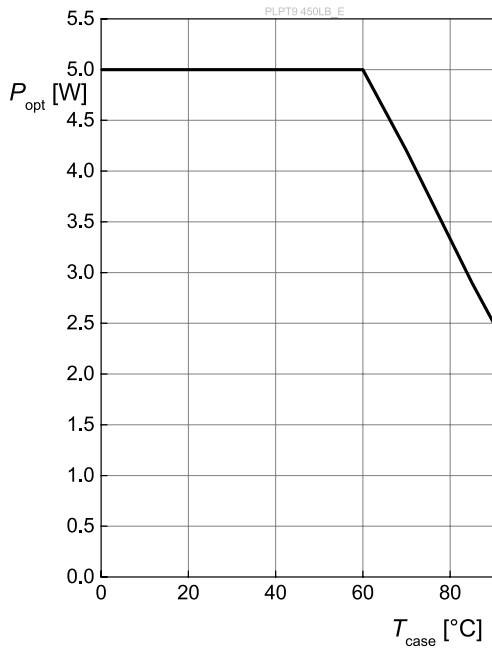
$$I_{th} = f(T_C)$$



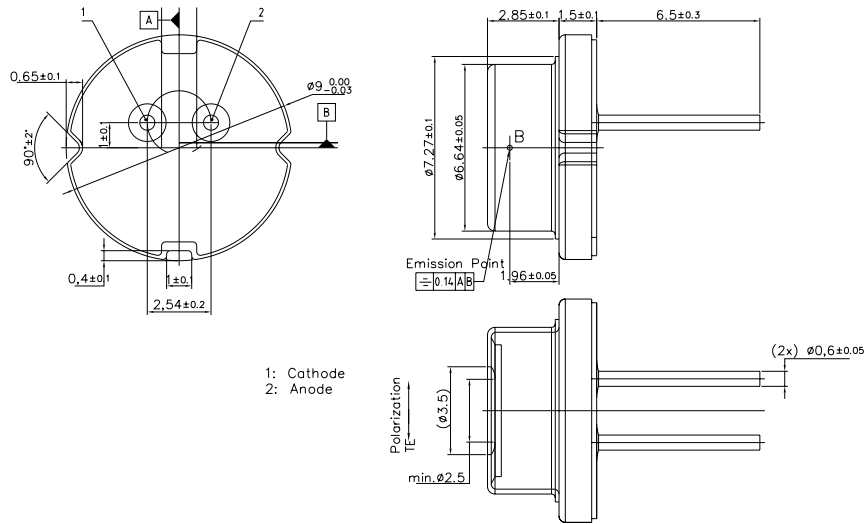
Preliminary datasheet version

Max. Permissible Opt. Output Power

$$P_{\text{opt}} = f(T_c)$$



Dimensional Drawing ⁷⁾

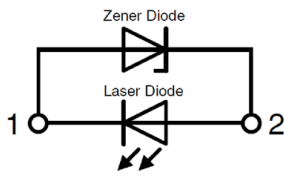


C67062-A0376-A1-01

Further Information:

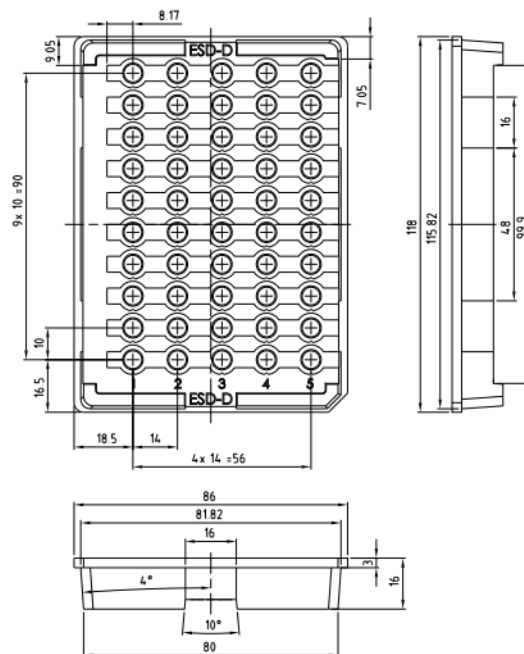
Approximate Weight: 1,180.0 mg

Electrical Internal Circuit



Pin	Description
PIN 1	LD Cathode
PIN 2	LD Anode

Taping ⁷⁾



C63092-A4 382-X1-01

Barcode-Product-Label (BPL)

OSRAM Opto Semiconductors LX XXXX BIN1: XX-XX-X-XXX-X

RoHS Compliant

(6P) BATCH NO: 1234567890 ML Temp ST
X XXX °C X

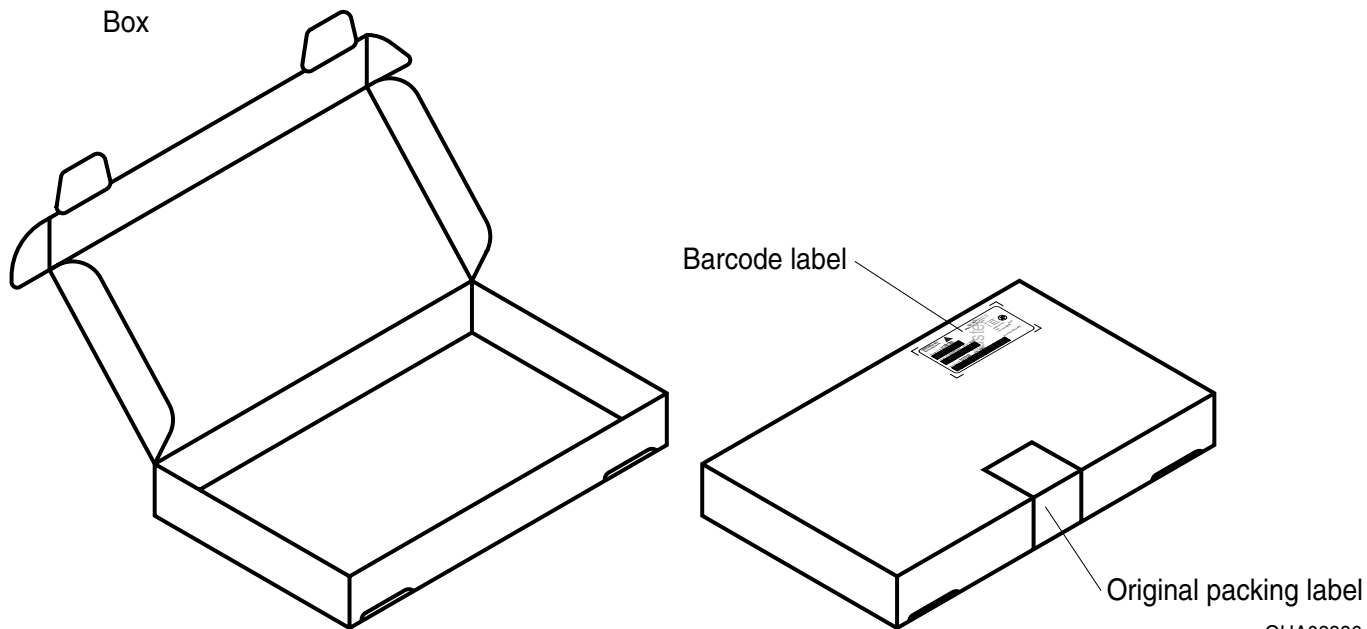
(1T) LOT NO: 1234567890 (9D) D/C: 1234 Pack: RXX
DEMY XXX
X_X123_1234.1234 X

(X) PROD NO: 123456789(Q)QTY: 9999 (G) GROUP: XX-XX-X-X

The diagram shows a rectangular label with rounded corners. It contains the OSRAM logo and company name at the top left. To the right are fields for 'LX XXXX' and 'BIN1: XX-XX-X-XXX-X'. Below the logo is 'RoHS Compliant'. The label features three horizontal barcode areas. The first is labeled '(6P) BATCH NO: 1234567890' and is accompanied by a 'no liquid' symbol and 'ML Temp ST X XXX °C X'. The second is labeled '(1T) LOT NO: 1234567890' and '(9D) D/C: 1234' and is accompanied by 'Pack: RXX', 'DEMY XXX', and 'X_X123_1234.1234 X'. The third is labeled '(X) PROD NO: 123456789(Q)QTY: 9999' and '(G) GROUP: XX-XX-X-X'. A QR code is located on the right side of the label.

OHA04563

Schematic Transportation Box ⁷⁾



OHA02886

Preliminary datasheet version

Dimensions of Transportation Box

Width	Length	Height
103 ± 5 mm	128 ± 5 mm	100 ± 5 mm

Notes

Depending on the mode of operation, these devices emit highly concentrated visible and non visible light which can be hazardous to the human eye. Products which incorporate these devices have to follow the safety precautions given in IEC 60825-1.

Subcomponents of this device contain, in addition to other substances, metal filled materials including silver. Metal filled materials can be affected by environments that contain traces of aggressive substances. Therefore, we recommend that customers minimize device exposure to aggressive substances during storage, production, and use. Devices that showed visible discoloration when tested using the described tests above did show no performance deviations within failure limits during the stated test duration. Respective failure limits are described in the IEC60810.

Important notes of operation for laser diode

a) Electrical operation

OSRAMs laser diodes are designed for maximum performance and reliability. Operating the laser diode above the maximum rating even for very short periods of time can damage the laser diode or reduce its lifetime. The laser diode must be operated with a suitable power supply with minimized electrical noise. The laser diode is very sensitive to electrostatic discharge (ESD). Proper precautions must be taken.

b) Mounting instructions

In order to maintain the lifetime of the laser diode proper heat management is essential. Due to the design of the laser diode heat is dissipated only through the base plate of the diode's body. A proper heat conducting interconnection between the diodes base plate and the heat sink must be maintained.

Handling:

Solvents, water, liquids, non-conductive plastics and glues are not allowed near the device, because solvents and other liquids could emerge and damage the product.

For further application related information please visit www.osram-os.com/appnotes

Disclaimer

OSRAM OS assumes no liability whatsoever for any use of this document or its content by recipient including, but not limited to, for any design in activities based on this preliminary draft version. OSRAM OS may e.g. decide at its sole discretion to stop developing and/or finalising the underlying design at any time.

Attention please!

The information describes the type of component and shall not be considered as assured characteristics. Terms of delivery and rights to change design reserved. Due to technical requirements components may contain dangerous substances.

For information on the types in question please contact our Sales Organization.

If printed or downloaded, please find the latest version on the OSRAM OS website.

Packing

Please use the recycling operators known to you. We can also help you – get in touch with your nearest sales office. By agreement we will take packing material back, if it is sorted. You must bear the costs of transport. For packing material that is returned to us unsorted or which we are not obliged to accept, we shall have to invoice you for any costs incurred.

Product and functional safety devices/applications or medical devices/applications

OSRAM OS components are not developed, constructed or tested for the application as safety relevant component or for the application in medical devices.

OSRAM OS products are not qualified at module and system level for such application.

In case buyer – or customer supplied by buyer – considers using OSRAM OS components in product safety devices/applications or medical devices/applications, buyer and/or customer has to inform the local sales partner of OSRAM OS immediately and OSRAM OS and buyer and /or customer will analyze and coordinate the customer-specific request between OSRAM OS and buyer and/or customer.

Glossary

- 1) **Operating/Forward current:** IF is measured with an internal reproducibility of $\pm 7\%$ (acc. to GUM with a coverage factor of $k = 3$).
- 2) **Wavelength:** The wavelengths are measured with a tolerance of ± 1 nm.
- 3) **Operating/Forward voltage:** VF is measured with an internal reproducibility of ± 0.05 V (acc. to GUM with a coverage factor of $k = 3$).
- 4) **Forward Voltage:** The forward voltages are measured with a tolerance of ± 0.1 V.
- 5) **Typical Values:** Due to the special conditions of the manufacturing processes of semiconductor devices, the typical data or calculated correlations of technical parameters can only reflect statistical figures. These do not necessarily correspond to the actual parameters of each single product, which could differ from the typical data and calculated correlations or the typical characteristic line. If requested, e.g. because of technical improvements, these typ. data will be changed without any further notice.
- 6) **Testing temperature:** TA = 25°C (unless otherwise specified)
- 7) **Tolerance of Measure:** Unless otherwise noted in drawing, tolerances are specified with ± 0.1 and dimensions are specified in mm.

Revision History

Version	Date	Change
0.0	2021-07-08	Initial Version

Published by OSRAM Opto Semiconductors GmbH EU RoHS and China RoHS compliant product
Leibnizstraße 4, D-93055 Regensburg
www.osram-os.com © All Rights Reserved.



此产品符合欧盟 RoHS 指令的要求；
按照中国的相关法规和标准，不含有毒有害物质或元素。