Note: If you have not downloaded this document from our official website, please note that the information provided may not be the most current.
Please download the latest datasheet of BLM15AX300SN1# from the official website of Murata

http://www.murata.com/en/products/productdetail?partno=BLM15AX300SN1%23

BLM15AX300SN1#

"#"at the end indicates the package specification code.

In Production RoHS REACH

< List of part numbers with package codes >

BLM15AX300SN1B BLM15AX300SN1D BLM15AX300SN1J

Applications

Unsuitable Applications	Please be sure to read and comply with these "Precautions for use."
Specific Applications	Consumer equipment,Medical equipment [GHTF A/B/C] except for implant & surgery & auto injector, Industrial equipment except for transportation & facility & energy equipment Please refer to Our Website and specifications, etc. for information about the performance, functions, quality, management, and safety required for the above applications, and use Products after confirming the performance and reliability of the actual Product.
Recommended Applications	Consumer equipment

Packaging Information

Packaging	Specifications	Standard Packing Quantity
B	Bulk(Bag)	1000
D	180mm Paper Tape	10000
J	330mm Paper Tape	50000

Appearance & Shape



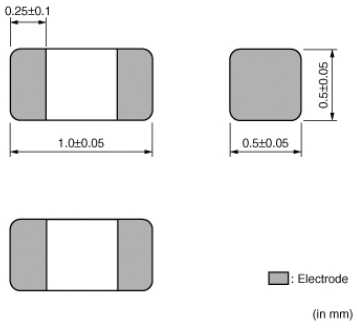

Attention
1.This datasheet is downloaded from the website of Murata Manufacturing Co., Ltd. Therefore, it's specifications are subject to change or our products in it may be discontinued without advance notice. Please check with our sales representatives or product engineers before ordering.
2.This datasheet has only typical specifications because there is no space for detailed specifications.
Therefore, please review our product specifications or consult the approval sheet for product specifications before ordering.

Note: If you have not downloaded this document from our official website, please note that the information provided may not be the most current.
Please download the latest datasheet of BLM15AX300SN1# from the official website of Murata

http://www.murata.com/en/products/productdetail?partno=BLM15AX300SN1%23

BLM15AX300SN1#

"#"at the end indicates the package specification code.

Features

The chip ferrite beads BLM series is designed to function nearly as a resistor at noise frequencies, which greatly reduces the possibility of resonance and leaves signal wave forms undistorted.
BLM series is effective in circuits without stable ground lines because BLM series does not need a connection to ground.
The nickel barrier structure of the external electrodes provides excellent solder heat resistance.
BLM_A series generates an impedance from the relatively low frequencies. Therefore BLM_A series is effective in noise suppression in a wide frequency range (30MHz to several hundred MHz).
Because of newly developed ferrite material, BLM15AX has been realized lower DC resistance and larger rated current than BLM15AG series. In addition, its performance change by stresses like heat shock is less than other ferrite beads. So, the noise suppression performance becomes stable.

Attention
1.This datasheet is downloaded from the website of Murata Manufacturing Co., Ltd. Therefore, it's specifications are subject to change or our products in it may be discontinued without advance notice. Please check with our sales representatives or product engineers before ordering.
2.This datasheet has only typical specifications because there is no space for detailed specifications.
Therefore, please review our product specifications or consult the approval sheet for product specifications before ordering.

Note: If you have not downloaded this document from our official website, please note that the information provided may not be the most current.
Please download the latest datasheet of BLM15AX300SN1# from the official website of Murata

http://www.murata.com/en/products/productdetail?partno=BLM15AX300SN1%23

BLM15AX300SN1#

"#"at the end indicates the package specification code.

Specifications

Shape	SMD
Size Code (in inch)	0402
Length	1.0mm
Length Tolerance	±0.05mm
Width	0.5mm
Width Tolerance	±0.05mm
Thickness	0.5mm
Thickness Tolerance	±0.05mm
Operating Temperature Range	-55℃ to 125℃
Mass(typ.)	0.001g
Number of Circuit	1
Rated Current (at 125℃)	1100mA
DC Resistance(max.)	0.06Ω
Impedance (at 100MHz)	30Ω
Impedance (at 100MHz) Tolerance	±25%
Size Code (in mm)	1005

Attention
1.This datasheet is downloaded from the website of Murata Manufacturing Co., Ltd. Therefore, it's specifications are subject to change or our products in it may be discontinued without advance notice. Please check with our sales representatives or product engineers before ordering.
2.This datasheet has only typical specifications because there is no space for detailed specifications.
Therefore, please review our product specifications or consult the approval sheet for product specifications before ordering.

Note: If you have not downloaded this document from our official website, please note that the information provided may not be the most current.
Please download the latest datasheet of BLM15AX300SN1# from the official website of Murata

http://www.murata.com/en/products/productdetail?partno=BLM15AX300SN1%23

BLM15AX300SN1#

"#"at the end indicates the package specification code.

Product Data

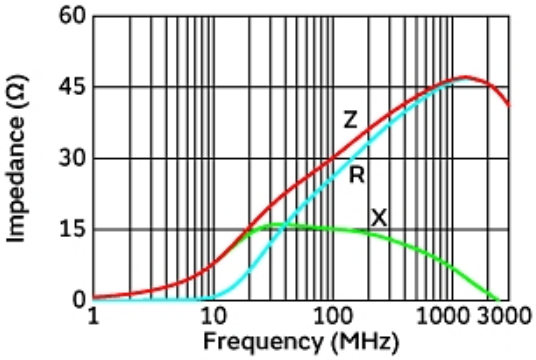

Impedance-Frequency Characteristics

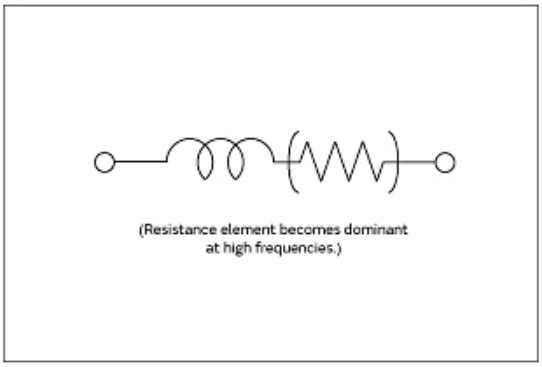

Equivalent Circuit

Attention
1.This datasheet is downloaded from the website of Murata Manufacturing Co., Ltd. Therefore, it's specifications are subject to change or our products in it may be discontinued without advance notice. Please check with our sales representatives or product engineers before ordering.
2.This datasheet has only typical specifications because there is no space for detailed specifications.
Therefore, please review our product specifications or consult the approval sheet for product specifications before ordering.