Note: If you have not downloaded this document from our official website, please note that the information provided may not be the most current.
Please download the latest datasheet of BLM18SG700TZ1# from the official website of Murata

http://www.murata.com/en-us/products/productdetail?partno=BLM18SG700TZ1%23

BLM18SG700TZ1#

"#"at the end indicates the package specification code.

In Production | AEC-Q200 | RoHS | REACH

< List of part numbers with package codes >

BLM18SG700TZ1B BLM18SG700TZ1D BLM18SG700TZ1J

Applications

Unsuitable Applications	Please be sure to read and comply with these "Precautions for use."
Specific Applications	Automotive infotainment/comfort equipment,Consumer equipment, Medical equipment [GHTF A/B/C] except for implant & surgery & auto injector,Industrial equipment except for transportation & facility & energy equipment Please refer to Our Website and specifications, etc. for information about the performance, functions, quality, management, and safety required for the above applications, and use Products after confirming the performance and reliability of the actual Product.
Recommended Applications	Automotive infotainment/comfort equipment

Packaging Information

Packaging	Specifications	Standard Packing Quantity
B	Bulk(Bag)	1000
D	180mm Paper Tape	10000
J	330mm Paper Tape	30000

Features

1. Low DC Resistance/Large Rated Current.
2. BLM18S series can be used in high current circuits due to its low DC resistance.
   It can match power lines to a maximum of 6ADC.
3. Ni+Sn plating structure of the external electrodes provides excellent solder heat resistance.

Appearance & Shape



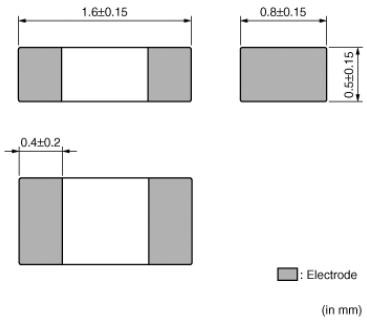

Attention
1.This datasheet is downloaded from the website of Murata Manufacturing Co., Ltd. Therefore, it's specifications are subject to change or our products in it may be discontinued without advance notice. Please check with our sales representatives or product engineers before ordering.
2.This datasheet has only typical specifications because there is no space for detailed specifications.
Therefore, please review our product specifications or consult the approval sheet for product specifications before ordering.

Note: If you have not downloaded this document from our official website, please note that the information provided may not be the most current.
Please download the latest datasheet of BLM18SG700TZ1# from the official website of Murata

http://www.murata.com/en-us/products/productdetail?partno=BLM18SG700TZ1%23

BLM18SG700TZ1#

"#"at the end indicates the package specification code.

Specifications

Shape	SMD
Size Code (in inch)	0603
Length	1.6mm
Length Tolerance	±0.15mm
Width	0.8mm
Width Tolerance	±0.15mm
Thickness	0.5mm
Thickness Tolerance	±0.15mm
Operating Temperature Range	-55℃ to 125℃
Mass(typ.)	0.004g
Number of Circuit	1
Rated Current (at 85℃)	4000mA
Rated Current (at 125℃)	1000mA
DC Resistance(max.)	0.02Ω
Impedance (at 100MHz)	70Ω
Impedance (at 100MHz) Tolerance	±25%
Size Code (in mm)	1608

Attention
1.This datasheet is downloaded from the website of Murata Manufacturing Co., Ltd. Therefore, it's specifications are subject to change or our products in it may be discontinued without advance notice. Please check with our sales representatives or product engineers before ordering.
2.This datasheet has only typical specifications because there is no space for detailed specifications.
Therefore, please review our product specifications or consult the approval sheet for product specifications before ordering.

Note: If you have not downloaded this document from our official website, please note that the information provided may not be the most current.
Please download the latest datasheet of BLM18SG700TZ1# from the official website of Murata

http://www.murata.com/en-us/products/productdetail?partno=BLM18SG700TZ1%23

BLM18SG700TZ1#

"#"at the end indicates the package specification code.

Product Data

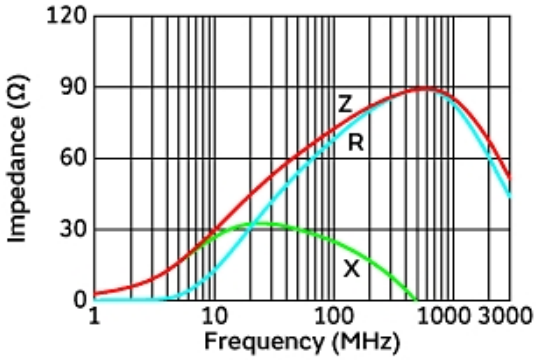

Impedance-Frequency Characteristics

In operating temperature exceeding +85°C, derating of current is necessary for BLM18SG_T□1 series.
Please apply the derating curve shown in chart according to the operating temperature.

Derating of Rated Current

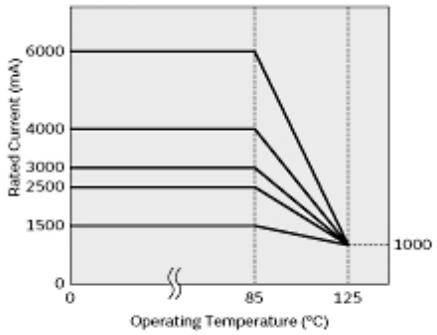

Derating of Rated Current

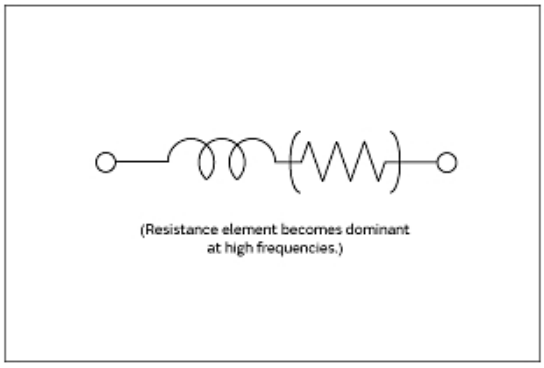

Equivalent Circuit

Attention
1.This datasheet is downloaded from the website of Murata Manufacturing Co., Ltd. Therefore, it's specifications are subject to change or our products in it may be discontinued without advance notice. Please check with our sales representatives or product engineers before ordering.
2.This datasheet has only typical specifications because there is no space for detailed specifications.
Therefore, please review our product specifications or consult the approval sheet for product specifications before ordering.