Note: If you have not downloaded this document from our official website, please note that the information provided may not be the most current.
Please download the latest datasheet of DLW21SN121HQ2# from the official website of Murata

http://www.murata.com/en-us/products/productdetail?partno=DLW21SN121HQ2%23

DLW21SN121HQ2#

"#"at the end indicates the package specification code.

In Production RoHS REACH

< List of part numbers with package codes >

DLW21SN121HQ2B DLW21SN121HQ2L

Applications

Unsuitable Applications	Please be sure to read and comply with these "Precautions for use."
Specific Applications	Consumer equipment,Medical equipment [GHTF A/B/C] except for implant & surgery & auto injector, Industrial equipment except for transportation & facility & energy equipment Please refer to Our Website and specifications, etc. for information about the performance, functions, quality, management, and safety required for the above applications, and use Products after confirming the performance and reliability of the actual Product.
Recommended Applications	Consumer equipment,HDMI 1.4b,HDMI 2.0

Packaging Information

Packaging	Specifications	Standard Packing Quantity
B	Bulk(Bag)	500
L	180mm Embossed Tape	2000

Appearance & Shape



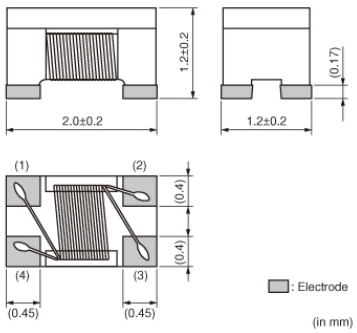

Attention
1.This datasheet is downloaded from the website of Murata Manufacturing Co., Ltd. Therefore, it's specifications are subject to change or our products in it may be discontinued without advance notice. Please check with our sales representatives or product engineers before ordering.
2.This datasheet has only typical specifications because there is no space for detailed specifications.
Therefore, please review our product specifications or consult the approval sheet for product specifications before ordering.

Note: If you have not downloaded this document from our official website, please note that the information provided may not be the most current.
Please download the latest datasheet of DLW21SN121HQ2# from the official website of Murata

http://www.murata.com/en-us/products/productdetail?partno=DLW21SN121HQ2%23

DLW21SN121HQ2#

"#"at the end indicates the package specification code.

Features

1. Small size: 2.0x1.2x1.2mm
2. Common mode impedance items of 67, 90 and 120 ohm, and they can be used for various differential signal lines, DLW21SN_HQ/DLW21SZ_HQ/DLW21SR_HQ series matches line impedance of 100 ohm line.
3. This series can suppress noise for the high-speed differential signal lines which are used in digital AV interfaces, such as HDMI and DVI, without damage to the signal wave.
4. DLW21SR670HQ2 is designed to correct line impedance when ESD protection device is also used.

Applications
Common mode noise suppression of high speed differential signal lines for HDMI, DVI, USB2.0, IEEE1394, LVDS.
1. DVD Recorders
2. LCD TVs, LCD monitors
3. PCs
DLW21SR_HQ Series is suitable for receiver side of HDMI interface line.

Attention
1.This datasheet is downloaded from the website of Murata Manufacturing Co., Ltd. Therefore, it's specifications are subject to change or our products in it may be discontinued without advance notice. Please check with our sales representatives or product engineers before ordering.
2.This datasheet has only typical specifications because there is no space for detailed specifications.
Therefore, please review our product specifications or consult the approval sheet for product specifications before ordering.

Note: If you have not downloaded this document from our official website, please note that the information provided may not be the most current.
Please download the latest datasheet of DLW21SN121HQ2# from the official website of Murata

http://www.murata.com/en-us/products/productdetail?partno=DLW21SN121HQ2%23

DLW21SN121HQ2#

"#"at the end indicates the package specification code.

Specifications

Shape	SMD
Size Code (in mm)	2012
Size Code (in inch)	0805
Length	2.0mm
Length Tolerance	±0.2mm
Width	1.2mm
Width Tolerance	±0.2mm
Thickness	1.2mm
Thickness Tolerance	±0.2mm
Common Mode Impedance (at 100MHz)	120Ω
Common Mode Impedance (at 100MHz) Tolerance	±25%
Rated Current	280mA
Derating of Rated Current	No
Rated Voltage	20Vdc
Withstanding Voltage	50Vdc
DC Resistance(max.)	0.41Ω
DC Resistance	0.41Ω max.
Insulation Resistance(min.)	10MΩ
Operating Temperature Range	-40℃ to 85℃
Mass(typ.)	0.011g
Number of Circuit	1
Operating Temperature Range(Self-temperature rise is included)	No
Brand	Murata

Attention
1.This datasheet is downloaded from the website of Murata Manufacturing Co., Ltd. Therefore, it's specifications are subject to change or our products in it may be discontinued without advance notice. Please check with our sales representatives or product engineers before ordering.
2.This datasheet has only typical specifications because there is no space for detailed specifications.
Therefore, please review our product specifications or consult the approval sheet for product specifications before ordering.

Note: If you have not downloaded this document from our official website, please note that the information provided may not be the most current.
Please download the latest datasheet of DLW21SN121HQ2# from the official website of Murata

http://www.murata.com/en-us/products/productdetail?partno=DLW21SN121HQ2%23

DLW21SN121HQ2#

"#"at the end indicates the package specification code.

Product Data

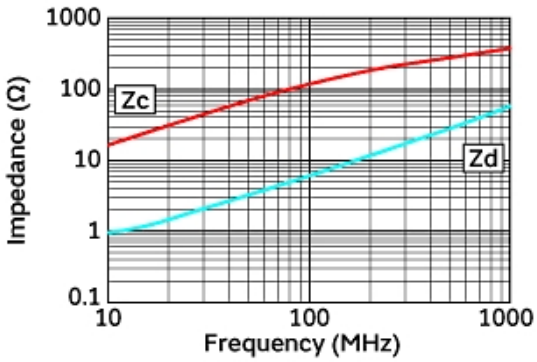

Impedance-Frequency Characteristics

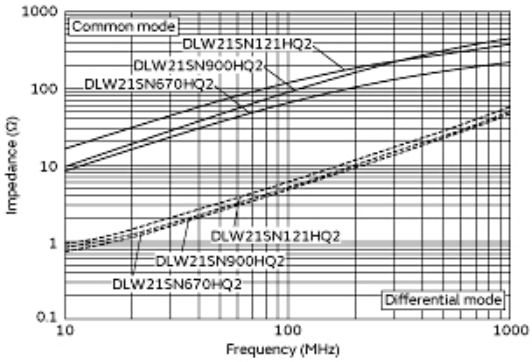

Impedance-Frequency Characteristics (Main Items)

■ Equivalent Circuit (Note 1)

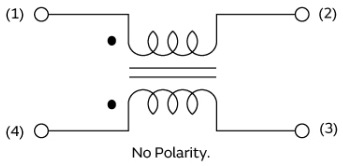

Note1: The Port/Pin No. of the Simulation Model provided by our company is as follows.

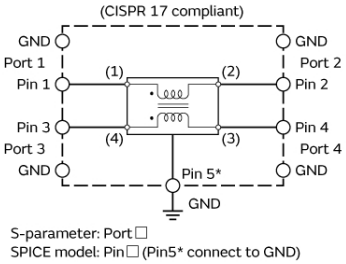

S-parameter: Port□
SPICE model: Pin□(Pin5* connect to GND)

Equivalent Circuit

Attention
1.This datasheet is downloaded from the website of Murata Manufacturing Co., Ltd. Therefore, it's specifications are subject to change or our products in it may be discontinued without advance notice. Please check with our sales representatives or product engineers before ordering.
2.This datasheet has only typical specifications because there is no space for detailed specifications.
Therefore, please review our product specifications or consult the approval sheet for product specifications before ordering.