

NFG0QHB372HS2#

“#” indicates a package specification code.

In Production

RoHS

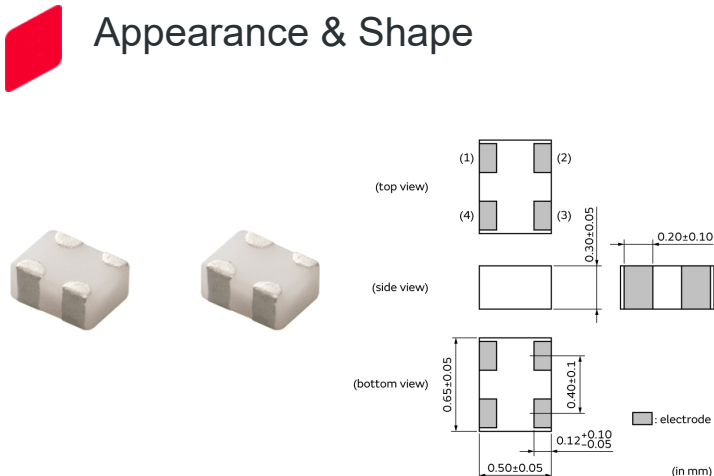
REACH

< List of part numbers with package codes >

NFG0QHB372HS2B

NFG0QHB372HS2D

Appearance & Shape



Packaging Information

Packaging	Specifications	Standard Packing Quantity
B	Bulk(Bag)	500
D	180mm Paper Tape	15000

Features

1. Small size and tight dimensional tolerance
Size: 0.65x0.50x0.30mm
Tolerance: +-0.05mm
2. Common mode noise suppression effect
(The effect become maximum at 2.4GHz, 3.7GHz and 5.4GHz)
3. Prevents signal damaging in high speed differential lines.
4. Designed to match line impedance.

■Application

High speed differential signal lines.
HDMI,DVI,DisplayPort,USB3.0 etc.

1. Note PCs
2. Cellular phones
3. Digital Still Cameras, Digital Video Cameras

Applications

Limited Usage	For differential signal interface line
Other Usage	For general

Attention

1.This datasheet is downloaded from the website of Murata Manufacturing Co., Ltd. Therefore, it's specifications are subject to change or our products in it may be discontinued without advance notice. Please check with our sales representatives or product engineers before ordering.

2.This datasheet has only typical specifications because there is no space for detailed specifications.

Therefore, please review our product specifications or consult the approval sheet for product specifications before ordering.

NFG0QHB372HS2#

“#” indicates a package specification code.



Specifications

Shape	SMD
Size Code (in mm)	0605
Size Code (in inch)	025020
Length	0.65mm
Length Tolerance	±0.05mm
Width	0.5mm
Width Tolerance	±0.05mm
Thickness	0.3mm
Thickness Tolerance	±0.05mm
Common Mode Impedance (at 100MHz)	9Ω
Common Mode Impedance (at 100MHz) Tolerance	(Typ.)
Common Mode Insertion Loss Characteristic	30dB Typ.(3.7GHz)
Rated Current	100mA
Derating of Rated Current	No
Rated Voltage	5Vdc
Withstanding Voltage	12.5Vdc
DC Resistance(max.)	2.375Ω
DC Resistance	1.9Ω±25%
Insulation Resistance(min.)	100MΩ
Cut-off Frequency	11GHz (Typ.)
Operating Temperature Range	-40°C to 85°C
Mass(typ.)	0.0003g
Number of Circuit	1

Operating Temperature Range(Self-temperature rise is included)	No
Brand	Murata

Attention

1.This datasheet is downloaded from the website of Murata Manufacturing Co., Ltd. Therefore, it's specifications are subject to change or our products in it may be discontinued without advance notice. Please check with our sales representatives or product engineers before ordering.

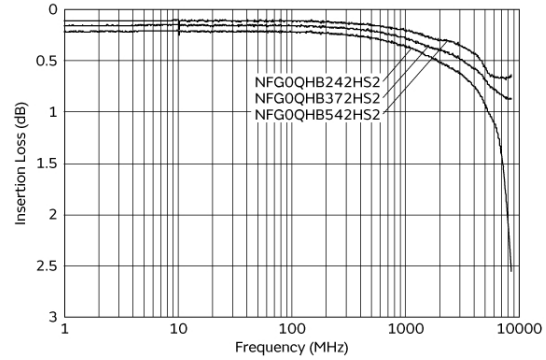
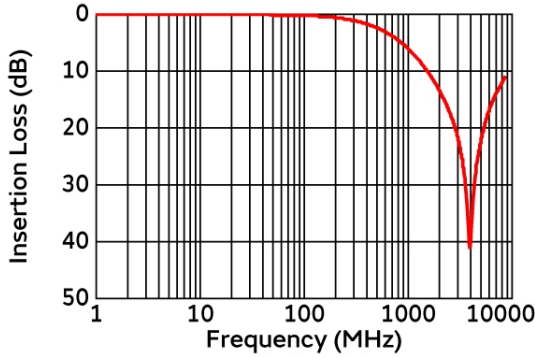
2.This datasheet has only typical specifications because there is no space for detailed specifications.

Therefore, please review our product specifications or consult the approval sheet for product specifications before ordering.

NFG0QHB372HS2#

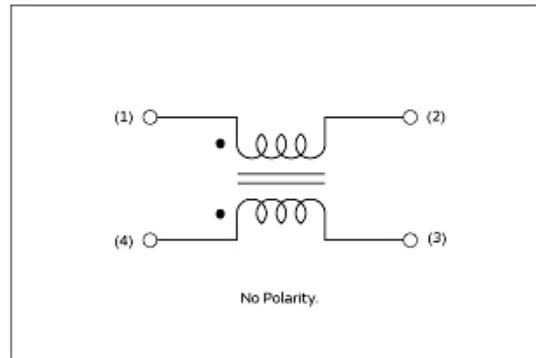
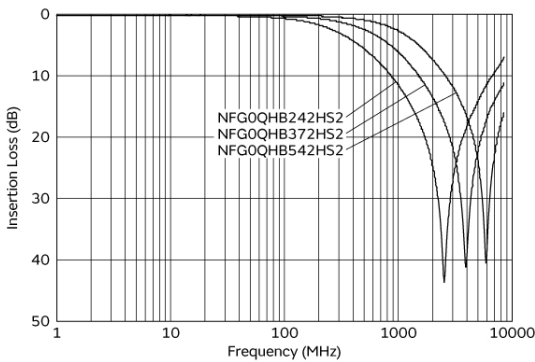
“#” indicates a package specification code.

Product Data



Common Mode Insertion Loss Characteristic
(Typical Value)

Differential Mode Transmission Characteristics
(Typical Value)



Common Mode Insertion Loss Characteristic
(Main Items)(Typical Value)

Equivalent Circuit

Attention

1.This datasheet is downloaded from the website of Murata Manufacturing Co., Ltd. Therefore, it's specifications are subject to change or our products in it may be discontinued without advance notice. Please check with our sales representatives or product engineers before ordering.

2.This datasheet has only typical specifications because there is no space for detailed specifications.

Therefore, please review our product specifications or consult the approval sheet for product specifications before ordering.