

PRG18BB471MB1RB

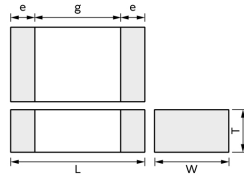
In Production

Recommended

RoHS

REACH

Appearance & Shape



Part Number	Dimensions (mm)					
	L	W	T	e	g	
PRG03_RL	0.60±0.05	0.30±0.05	0.30±0.05	0.10 to 0.20	-	
PRG15_RC	1.0±0.05	0.5±0.05	0.5±0.05	0.15 to 0.40	-	
PRG18_RB	1.6±0.15	0.8±0.15	0.8±0.15	0.1 to 0.6	-	
PRG21_RA	2.0±0.2	1.25±0.2	0.9±0.2	0.2 min.	0.5 min.	
PRG21_RK	2.0±0.2	1.25±0.2	1.25±0.2	0.2 min.	0.5 min.	

Features

1. Rapid operation to protect the circuit in an overcurrent condition abnormality such as a short circuit.
By removing the overcurrent condition, these products automatically return to the initial condition and can be used repeatedly.
2. Suitable for countermeasure to short circuit test in safety standard
3. Stable resistance after operation due to ceramic PTC
4. Similar size (0603 size) is possible due to the large capacity for electric power.
5. Possible to use these products as current limiting resistors with overcurrent protection functions
6. SMD type is helpful for miniaturizing circuits because of its small size and light weight
7. UL/cULcertified product.(UL1434, File No. E137188)

Applications

Limited Usage	Consumer Grade
---------------	----------------

Packaging Information

Packaging	Specifications	Standard Packing Quantity
RB	180mm Paper Tape	4000

Attention

1.This datasheet is downloaded from the website of Murata Manufacturing Co., Ltd. Therefore, it's specifications are subject to change or our products in it may be discontinued without advance notice. Please check with our sales representatives or product engineers before ordering.

2.This datasheet has only typical specifications because there is no space for detailed specifications.

Therefore, please review our product specifications or consult the approval sheet for product specifications before ordering.

PRG18BB471MB1RB



Specifications

Max. Voltage	24V
Hold Current(25°C)	10mA
Measure Condition of Hold Current	(at +25°C)
Hold Current (2)	5mA
Measure Condition of Hold Current (2)	(at +75°C)
Trip Current(25°C)	21mA
Measure Condition of Trip Current	(at +25°C)
Trip Current(2)	26mA
Measure Condition of Trip Current(2)	(at -20°C)
Max. Current	60mA
Resistance (25°C)	470Ω
Resistance Value Tolerance (at 25°C)	±20%
Curie Point(typ.)	100°C
Operating Temperature Range	-20°C to 75°C
Size Code (in mm)	1.6x0.8mm
Size Code (in inch)	0.6x0.3inch
Shape	SMD
Mass	0.004g
MSL	1

Attention

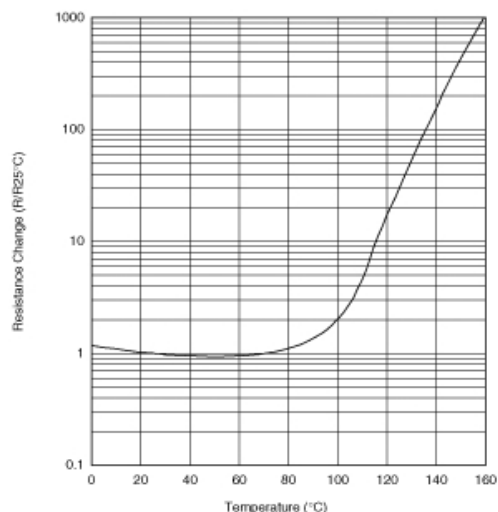
1.This datasheet is downloaded from the website of Murata Manufacturing Co., Ltd. Therefore, it's specifications are subject to change or our products in it may be discontinued without advance notice. Please check with our sales representatives or product engineers before ordering.

2.This datasheet has only typical specifications because there is no space for detailed specifications.

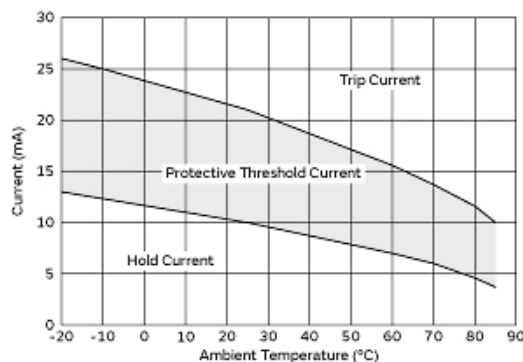
Therefore, please review our product specifications or consult the approval sheet for product specifications before ordering.

PRG18BB471MB1RB

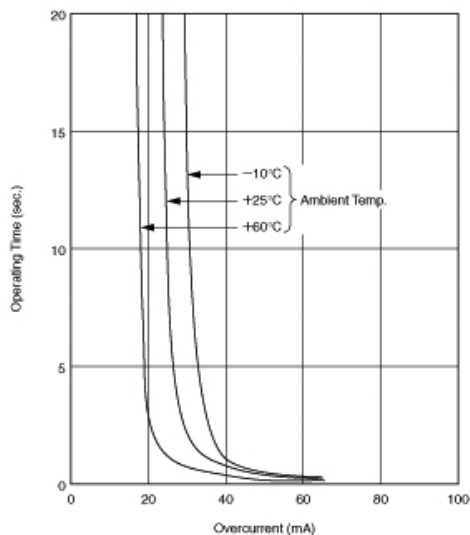
Product Data



Resistance-Temperature Charac.



Protective Threshold Current Range



Operating Time (Typical Curve)

Attention

1. This datasheet is downloaded from the website of Murata Manufacturing Co., Ltd. Therefore, its specifications are subject to change or our products in it may be discontinued without advance notice. Please check with our sales representatives or product engineers before ordering.

2. This datasheet has only typical specifications because there is no space for detailed specifications.

Therefore, please review our product specifications or consult the approval sheet for product specifications before ordering.