

# DLP11SN670SL2#

“#” indicates a package specification code.

NRND

RoHS

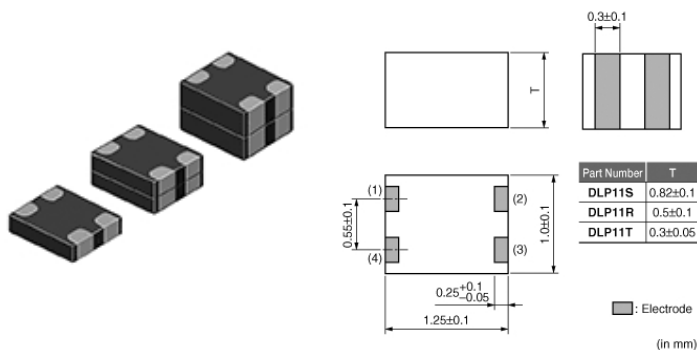
REACH

## < List of part numbers with package codes >

DLP11SN670SL2B

DLP11SN670SL2L

## Appearance & Shape



## Features

1. Small size and tight dimensional tolerance  
Size: 1.25x1.0x0.82mm Tolerance: +/-0.1mm
2. Useful impedance line-up from 67 ohm to 330 ohm
3. DLP11S series enables noise suppression for differential signal line without distortion in high-speed signal transmission due to its high coupling
4. DLP11SN\_HL2, DLP11SAs series match with line impedance
5. High Cutoff Frequency is suitable for high speed differential signal line such as HDMI.  
Cutoff Frequency: 6GHz (DLP11SAs series)

### Applications

Common mode noise suppression of high speed differential signal lines for USB, IEEE1394, LVDS

1. Note PCs, PDAs
2. Cellular phones
3. Digital Still Cameras, Digital Video Cameras

## Applications

Other Usage

For general

## Packaging Information

Packaging	Specifications	Standard Packing Quantity
B	Bulk(Bag)	500
L	180mm Embossed Tape	3000

### Attention

1.This datasheet is downloaded from the website of Murata Manufacturing Co., Ltd. Therefore, it's specifications are subject to change or our products in it may be discontinued without advance notice. Please check with our sales representatives or product engineers before ordering.

2.This datasheet has only typical specifications because there is no space for detailed specifications.

Therefore, please review our product specifications or consult the approval sheet for product specifications before ordering.

# DLP11SN670SL2#

“#” indicates a package specification code.



## Specifications

Shape	SMD
Size Code (in mm)	1210
Size Code (in inch)	0504
Length	1.25mm
Length Tolerance	±0.1mm
Width	1.0mm
Width Tolerance	±0.1mm
Thickness	0.82mm
Thickness Tolerance	±0.1mm
Common Mode Impedance (at 100MHz)	67Ω
Common Mode Impedance (at 100MHz) Tolerance	±20%
Rated Current	180mA
Derating of Rated Current	No
Rated Voltage	5Vdc
Withstanding Voltage	12.5Vdc
DC Resistance(max.)	1.63Ω
DC Resistance	1.3Ω±25%
Insulation Resistance(min.)	100MΩ
Operating Temperature Range	-40°C to 85°C
Mass(typ.)	0.005g
Number of Circuit	1
Operating Temperature Range(Self-temperature rise is included)	No

### Attention

1.This datasheet is downloaded from the website of Murata Manufacturing Co., Ltd. Therefore, it's specifications are subject to change or our products in it may be discontinued without advance notice. Please check with our sales representatives or product engineers before ordering.

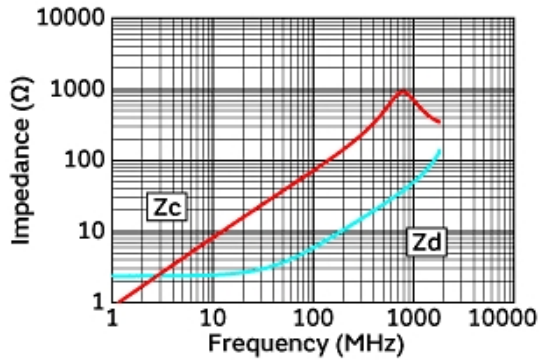
2.This datasheet has only typical specifications because there is no space for detailed specifications.

Therefore, please review our product specifications or consult the approval sheet for product specifications before ordering.

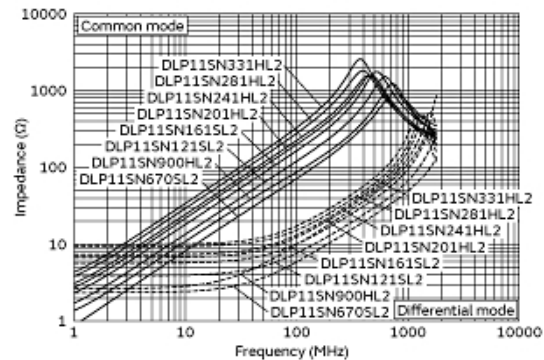
# DLP11SN670SL2#

“#” indicates a package specification code.

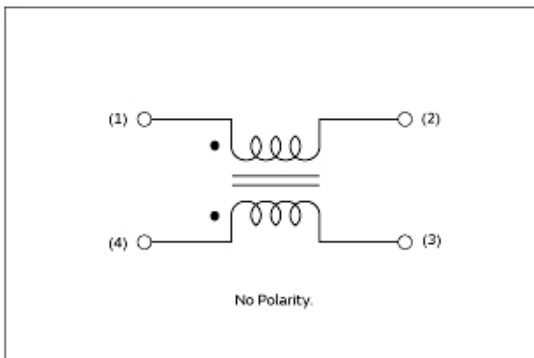
## Product Data



Impedance-Frequency Characteristics



Impedance-Frequency Characteristics  
(Main Items)



Equivalent Circuit

### Attention

1.This datasheet is downloaded from the website of Murata Manufacturing Co., Ltd. Therefore, it's specifications are subject to change or our products in it may be discontinued without advance notice. Please check with our sales representatives or product engineers before ordering.

2.This datasheet has only typical specifications because there is no space for detailed specifications.

Therefore, please review our product specifications or consult the approval sheet for product specifications before ordering.