

# BLM15KD300SN1#

“#” indicates a package specification code.

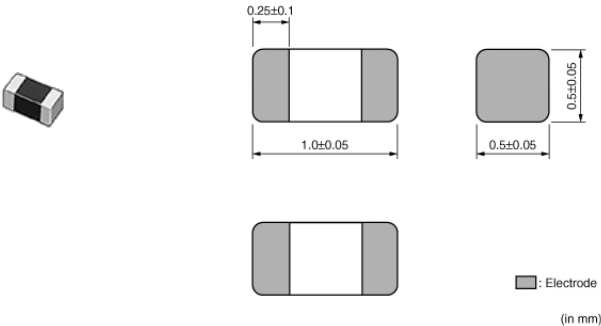
In Production

RoHS

REACH

< List of part numbers with package codes >  
BLM15KD300SN1J BLM15KD300SN1B BLM15KD300SN1D

## Appearance & Shape



## Features

- 1.The chip ferrite beads BLM series is designed to function nearly as a resistor at noise frequencies, which greatly reduces the possibility of resonance and leaves signal wave forms undistorted. BLM series is effective in circuits without stable ground lines because BLM series does not need a connection to ground.
  - 2.The nickel barrier structure of the external electrodes provides excellent solder heat resistance.
  - 3.BLM15 maximum rated current 3.8A.
- It is effective in noise reduction at the communication frequency of 700MHz.

## Applications

Other Usage	For general
-------------	-------------

## Packaging Information

Packaging	Specifications	Minimum Order Quantity
J	330mm Paper Tape	50000
B	Bulk(Bag)	1000
D	180mm Paper Tape	10000

**Attention**  
1.This datasheet is downloaded from the website of Murata Manufacturing Co., Ltd. Therefore, it's specifications are subject to change or our products in it may be discontinued without advance notice. Please check with our sales representatives or product engineers before ordering.  
2.This datasheet has only typical specifications because there is no space for detailed specifications.  
Therefore, please review our product specifications or consult the approval sheet for product specifications before ordering.

# BLM15KD300SN1#

“#” indicates a package specification code.



## Specifications

Shape	SMD
Size Code (in mm)	1005
Length	1.0mm
Length Tolerance	±0.05mm
Width	0.5mm
Width Tolerance	±0.05mm
Thickness	0.5mm
Thickness Tolerance	±0.05mm
Impedance (at 100MHz)	30Ω
Impedance (at 100MHz) Tolerance	±25%
Rated Current (at 85°C)	3.1A
Rated Current (at 125°C)	1.9A
DC Resistance(max.)	0.017Ω
Operating Temperature Range	-55°C to 125°C
Mass(typ.)	0.001g
Number of Circuit	1

### Attention

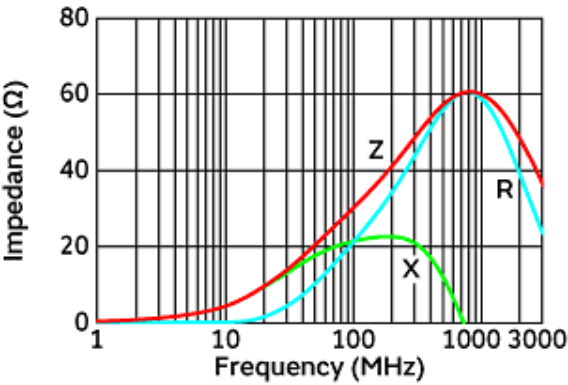
1.This datasheet is downloaded from the website of Murata Manufacturing Co., Ltd. Therefore, it's specifications are subject to change or our products in it may be discontinued without advance notice. Please check with our sales representatives or product engineers before ordering.

2.This datasheet has only typical specifications because there is no space for detailed specifications.  
Therefore, please review our product specifications or consult the approval sheet for product specifications before ordering.

# BLM15KD300SN1#

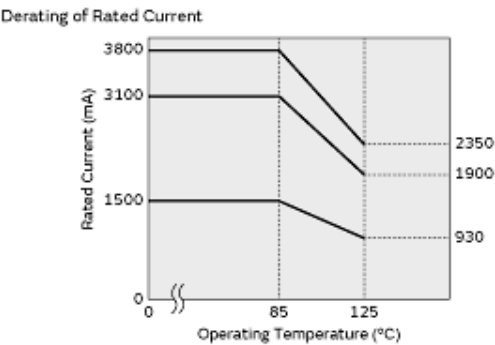
“#” indicates a package specification code.

## Product Data

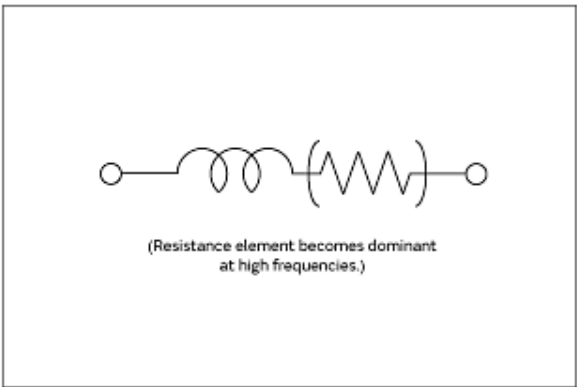


Impedance-Frequency Characteristics

In operating temperature exceeding +85°C, derating of current is necessary for BLM15KD\_SN1 series. Please apply the derating curve shown in chart according to the operating temperature.



Derating of Rated Current



Equivalent Circuit

### Attention

- 1.This datasheet is downloaded from the website of Murata Manufacturing Co., Ltd. Therefore, it's specifications are subject to change or our products in it may be discontinued without advance notice. Please check with our sales representatives or product engineers before ordering.
- 2.This datasheet has only typical specifications because there is no space for detailed specifications. Therefore, please review our product specifications or consult the approval sheet for product specifications before ordering.