

BLM15BD471SZ1#

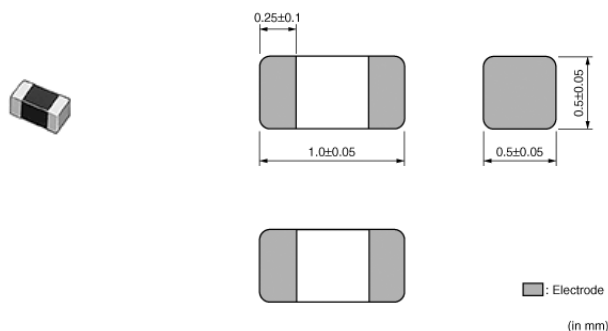
“#” indicates a package specification code.



< List of part numbers with package codes >

BLM15BD471SZ1J BLM15BD471SZ1B BLM15BD471SZ1D

Appearance & Shape



Features

The chip ferrite beads BLM series is designed to work nearly as a resistor at noise frequencies, which greatly reduces the possibility of resonance and leaves signal wave forms undistorted. BLM series is effective in circuits without stable ground lines because BLM series does not need a connection to ground.

BLM_B series can minimize attenuation of the signal waveform due to its sharp impedance characteristics. Various impedances are available to match signal frequency.

Applications

Automotive
Usage

Infotainment

The nickel barrier structure of the external electrodes provides excellent solder heat resistance.

Packaging Information

Packaging	Specifications	Minimum Order Quantity
J	330mm Paper Tape	50000
B	Bulk(Bag)	1000
D	180mm Paper Tape	10000

Attention

1.This datasheet is downloaded from the website of Murata Manufacturing Co., Ltd. Therefore, it's specifications are subject to change or our products in it may be discontinued without advance notice. Please check with our sales representatives or product engineers before ordering.

2.This datasheet has only typical specifications because there is no space for detailed specifications. Therefore, please review our product specifications or consult the approval sheet for product specifications before ordering.

BLM15BD471SZ1#

“#” indicates a package specification code.



Specifications

Shape	SMD
Size Code (in mm)	1005
Size Code (in inch)	0402
Length	1.0mm
Length Tolerance	±0.05mm
Width	0.5mm
Width Tolerance	±0.05mm
Thickness	0.5mm
Thickness Tolerance	±0.05mm
Impedance (at 100MHz)	470Ω
Impedance (at 100MHz) Tolerance	±25%
Rated Current (at 85°C)	200mA
Rated Current (at 125°C)	200mA
DC Resistance(max.)	0.6Ω
Operating Temperature Range	-55°C to 125°C
Mass(typ.)	0.001g
Number of Circuit	1

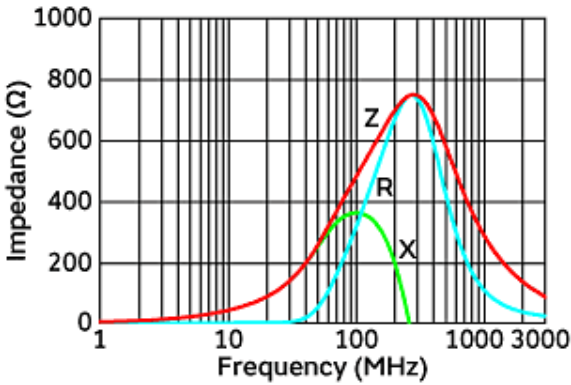
Attention

- 1.This datasheet is downloaded from the website of Murata Manufacturing Co., Ltd. Therefore, it's specifications are subject to change or our products in it may be discontinued without advance notice. Please check with our sales representatives or product engineers before ordering.
- 2.This datasheet has only typical specifications because there is no space for detailed specifications.
Therefore, please review our product specifications or consult the approval sheet for product specifications before ordering.

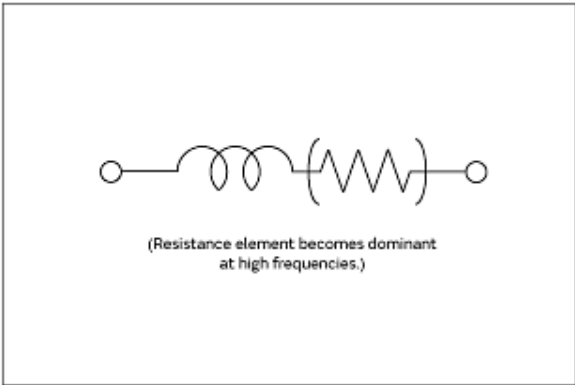
BLM15BD471SZ1#

“#” indicates a package specification code.

Product Data



Impedance-Frequency Characteristics



Equivalent Circuit

Attention

1.This datasheet is downloaded from the website of Murata Manufacturing Co., Ltd. Therefore, it's specifications are subject to change or our products in it may be discontinued without advance notice. Please check with our sales representatives or product engineers before ordering.
2.This datasheet has only typical specifications because there is no space for detailed specifications.
Therefore, please review our product specifications or consult the approval sheet for product specifications before ordering.