

# BLM18AG471WH1#

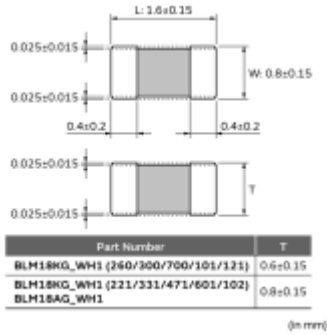
“#” indicates a package specification code.



< List of part numbers with package codes >

BLM18AG471WH1J BLM18AG471WH1D BLM18AG471WH1B

## Appearance & Shape



## Features

The chip ferrite beads BLM series is designed to function nearly as a resistor at noise frequencies, which greatly reduces the possibility of resonance and leaves signal wave forms undistorted.

BLM series is effective in circuits without stable ground lines because BLM series does not need a connection to ground.

BLM\_A series generates an impedance from the relatively low frequencies. Therefore BLM\_A series is effective in noise suppression in a wide frequency range (30MHz to several hundred MHz).

BLM18A\_WH series is designed for conductive glue mounting method, not for normal soldering method. Please contact us for applicable mounting method for BLM18A\_WH series.

## Applications

Automotive Usage	Powertrain/Safety
------------------	-------------------

## Packaging Information

Packaging	Specifications	Minimum Order Quantity
J	330mm Paper Tape	10000
D	180mm Paper Tape	4000
B	Bulk(Bag)	1000

### Attention

1.This datasheet is downloaded from the website of Murata Manufacturing Co., Ltd. Therefore, it's specifications are subject to change or our products in it may be discontinued without advance notice. Please check with our sales representatives or product engineers before ordering.

2.This datasheet has only typical specifications because there is no space for detailed specifications.

Therefore, please review our product specifications or consult the approval sheet for product specifications before ordering.

# BLM18AG471WH1#

"#" indicates a package specification code.

## Specifications

Shape	SMD	Number of Circuit	1
Size Code (in mm)	1608		
Size Code (in inch)	0603		
Length	1.6mm		
Length Tolerance	±0.15mm		
Width	0.8mm		
Width Tolerance	±0.15mm		
Thickness	0.8mm		
Thickness Tolerance	±0.15mm		
Impedance (at 100MHz)	470Ω		
Impedance (at 100MHz) Tolerance	±25%		
Rated Current (at 85°C)	1A		
Rated Current (at 125°C)	1A		
Rated Current (at 150°C)	500mA		
DC Resistance(max.)	0.2Ω		
Operating Temperature Range	-55°C to 150°C		
Mass(typ.)	0.005g		

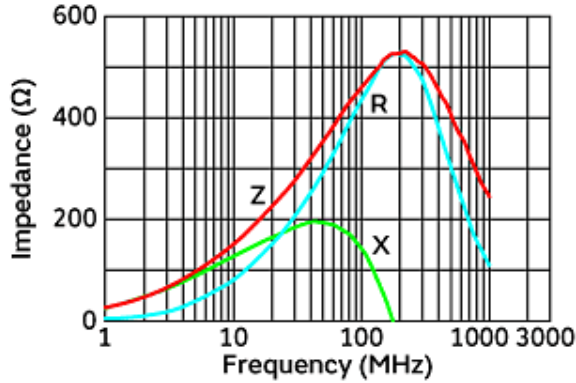
**Attention**

- 1.This datasheet is downloaded from the website of Murata Manufacturing Co., Ltd. Therefore, it's specifications are subject to change or our products in it may be discontinued without advance notice. Please check with our sales representatives or product engineers before ordering.
- 2.This datasheet has only typical specifications because there is no space for detailed specifications.  
Therefore, please review our product specifications or consult the approval sheet for product specifications before ordering.

# BLM18AG471WH1#

"#" indicates a package specification code.

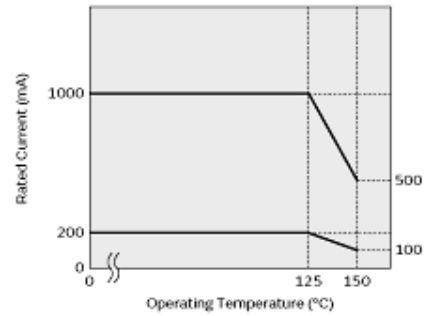
## Product Data



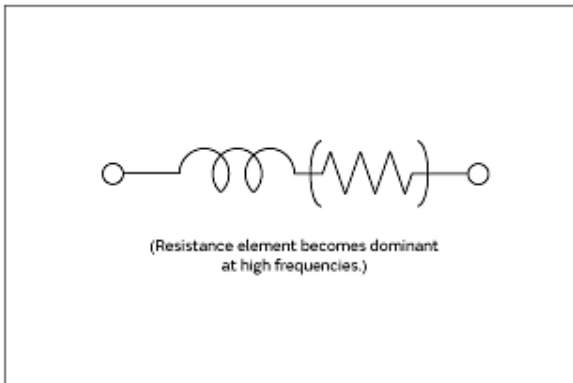
Impedance-Frequency Characteristics

In operating temperature exceeding +125°C, derating of current is necessary for BLM18AG\_WH1 series. Please apply the derating curve shown in chart according to the operating temperature.

Derating of Rated Current



Derating of Rated Current



Equivalent Circuit

**Attention**

- 1.This datasheet is downloaded from the website of Murata Manufacturing Co., Ltd. Therefore, it's specifications are subject to change or our products in it may be discontinued without advance notice. Please check with our sales representatives or product engineers before ordering.
- 2.This datasheet has only typical specifications because there is no space for detailed specifications. Therefore, please review our product specifications or consult the approval sheet for product specifications before ordering.