

DLW21SN121SQ2#

“#” indicates a package specification code.

In Production

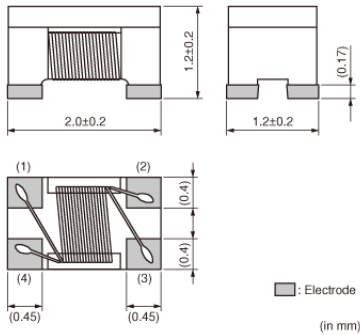
RoHS

REACH

< List of part numbers with package codes >

DLW21SN121SQ2L DLW21SN121SQ2B

Appearance & Shape



Features

1. DLW21S series realizes small size and low profile.
2.0x1.2x1.2mm
2. High common mode impedance at high frequency effects excellent noise suppression performance.
3. Various common mode impedance items of 67 to 920 ohm can be used, considering noise level and signal frequency.
4. DLW21S series enables noise suppression for differential signal line without distortion in high speed signal transmission due to its high coupling.
5. Small dimension enables higher density packaging.

Applications

1. USB lines of PC, Peripheral equipment
2. LVDS lines of Note-PCs, LCDs
3. USB lines of Small digital A/V equipment such as digital cameras

Applications

Other Usage	For general
-------------	-------------

Packaging Information

Packaging	Specifications	Minimum Order Quantity
L	180mm Embossed Tape	2000
B	Bulk(Bag)	500

Attention

1.This datasheet is downloaded from the website of Murata Manufacturing Co., Ltd. Therefore, it's specifications are subject to change or our products in it may be discontinued without advance notice. Please check with our sales representatives or product engineers before ordering.
2.This datasheet has only typical specifications because there is no space for detailed specifications.
Therefore, please review our product specifications or consult the approval sheet for product specifications before ordering.

DLW21SN121SQ2#

“#” indicates a package specification code.



Specifications

Shape	SMD	Operating Temperature Range	-40°C to 85°C
Size Code (in mm)	2012	Mass(typ.)	0.011g
Size Code (in inch)	0805	Number of Circuit	1
Length	2.0mm	Operating Temperature Range(Self-temperature rise is included)	No
Length Tolerance	±0.2mm		
Width	1.2mm		
Width Tolerance	±0.2mm		
Thickness	1.2mm		
Thickness Tolerance	±0.2mm		
Common Mode Impedance (at 100MHz)	120Ω		
Common Mode Impedance (at 100MHz) Tolerance	±25%		
Rated Current	370mA		
Rated Voltage	50Vdc		
Withstanding Voltage	125Vdc		
DC Resistance(max.)	0.3Ω		
DC Resistance	0.30Ω max.		
Insulation Resistance(min.)	10MΩ		

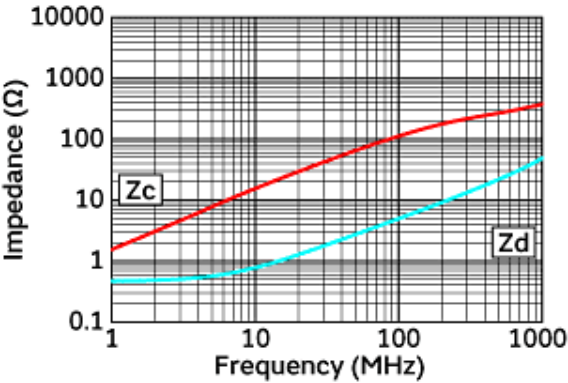
Attention

- 1.This datasheet is downloaded from the website of Murata Manufacturing Co., Ltd. Therefore, it's specifications are subject to change or our products in it may be discontinued without advance notice. Please check with our sales representatives or product engineers before ordering.
- 2.This datasheet has only typical specifications because there is no space for detailed specifications.
Therefore, please review our product specifications or consult the approval sheet for product specifications before ordering.

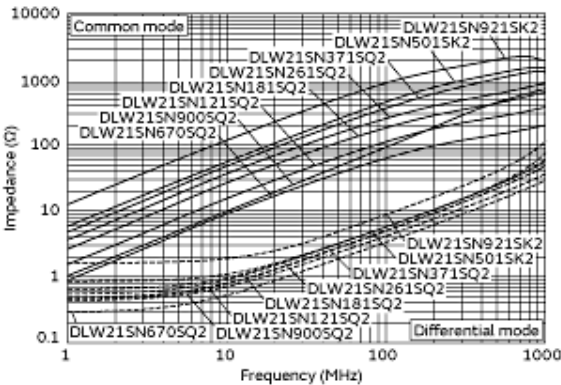
DLW21SN121SQ2#

“#” indicates a package specification code.

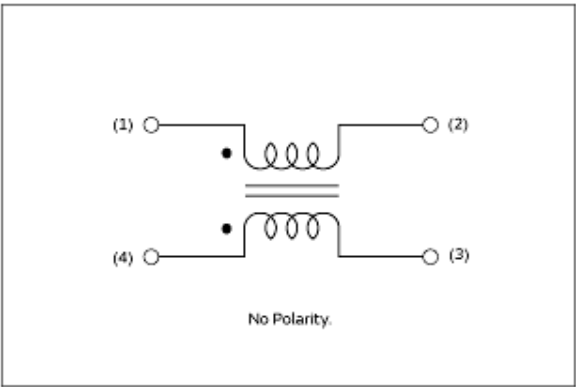
Product Data



Impedance-Frequency Characteristics



Impedance-Frequency Characteristics
(Main Items)



Equivalent Circuit

Attention
1.This datasheet is downloaded from the website of Murata Manufacturing Co., Ltd. Therefore, it's specifications are subject to change or our products in it may be discontinued without advance notice. Please check with our sales representatives or product engineers before ordering.
2.This datasheet has only typical specifications because there is no space for detailed specifications.
Therefore, please review our product specifications or consult the approval sheet for product specifications before ordering.