

DLW21SN181XQ2#

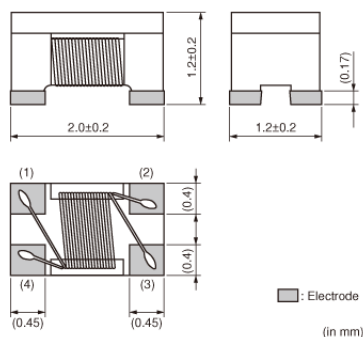
“#” indicates a package specification code.

In Production RoHS REACH

< List of part numbers with package codes >

DLW21SN181XQ2L DLW21SN181XQ2B

Appearance & Shape



Features

1. Small size and low profile (2.0x1.2x1.2mm).
2. 3 types of common mode impedance 180Ω, 260Ω, 490Ω [at 100MHz] line up for various circuits. (DLW21SN_XQ2/DLW21SZ_XQ2 series)
3. The matching the characteristic impedance Enables noise suppression for differential signal line without distortion in high-speed signal transmission.
4. Small dimension enables higher density mounting.

Applications

Common mode noise suppression of signal lines in high speed and high density digital equipment such as PCs and peripherals and telecommunications equipment.

Applications

Other Usage

For general

Packaging Information


Packaging	Specifications	Minimum Order Quantity
L	180mm Embossed Tape	2000
B	Bulk(Bag)	500

Attention

1.This datasheet is downloaded from the website of Murata Manufacturing Co., Ltd. Therefore, it's specifications are subject to change or our products in it may be discontinued without advance notice. Please check with our sales representatives or product engineers before ordering.
2.This datasheet has only typical specifications because there is no space for detailed specifications.
Therefore, please review our product specifications or consult the approval sheet for product specifications before ordering.

DLW21SN181XQ2#

“#” indicates a package specification code.



Specifications

Shape	SMD	Operating Temperature Range	-40°C to 85°C
Size Code (in mm)	2012	Mass(typ.)	0.011g
Size Code (in inch)	0805	Number of Circuit	1
Length	2.0mm	Operating Temperature Range(Self-temperature rise is included)	No
Length Tolerance	±0.2mm		
Width	1.2mm		
Width Tolerance	±0.2mm		
Thickness	1.2mm		
Thickness Tolerance	±0.2mm		
Common Mode Impedance (at 100MHz)	180Ω		
Common Mode Impedance (at 100MHz) Tolerance	±25%		
Rated Current	240mA		
Rated Voltage	20Vdc		
Withstanding Voltage	50Vdc		
DC Resistance(max.)	0.39Ω		
DC Resistance	0.39Ω max.		
Insulation Resistance(min.)	10MΩ		

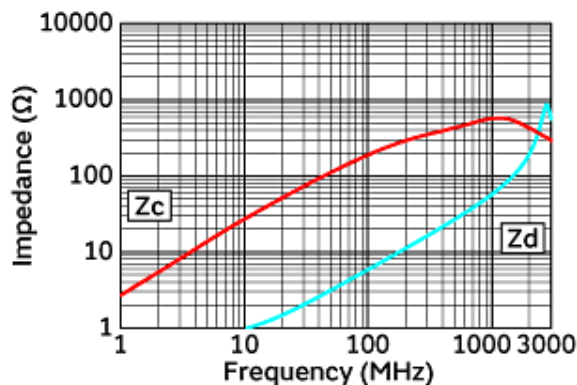
Attention

- 1.This datasheet is downloaded from the website of Murata Manufacturing Co., Ltd. Therefore, it's specifications are subject to change or our products in it may be discontinued without advance notice. Please check with our sales representatives or product engineers before ordering.
- 2.This datasheet has only typical specifications because there is no space for detailed specifications.
 Therefore, please review our product specifications or consult the approval sheet for product specifications before ordering.

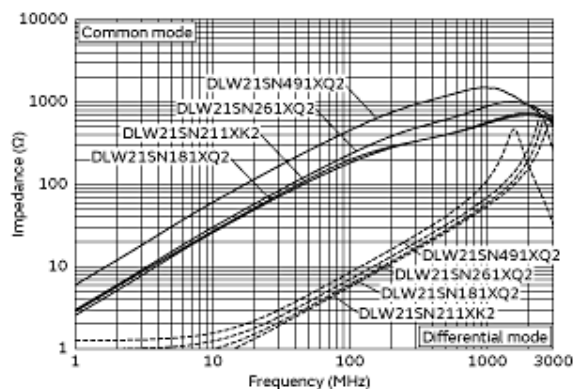
DLW21SN181XQ2#

“#” indicates a package specification code.

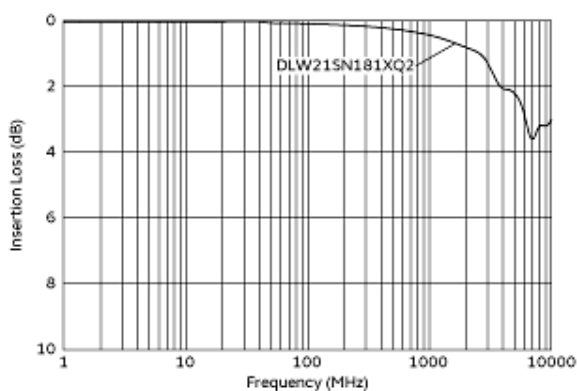
Product Data



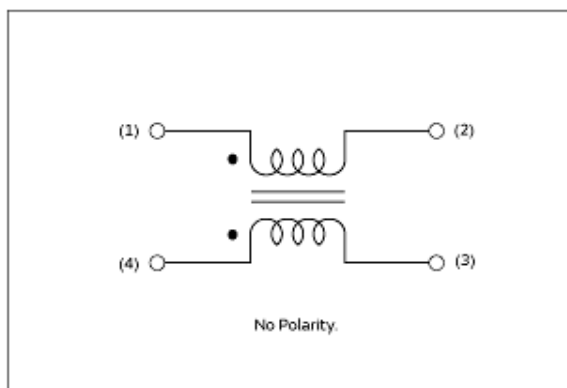
Impedance-Frequency Characteristics



Impedance-Frequency Characteristics
(Main Items)



Differential Mode Transmission Characteristics (Typical Value)



Equivalent Circuit

Attention

- 1.This datasheet is downloaded from the website of Murata Manufacturing Co., Ltd. Therefore, it's specifications are subject to change or our products in it may be discontinued without advance notice. Please check with our sales representatives or product engineers before ordering.
- 2.This datasheet has only typical specifications because there is no space for detailed specifications. Therefore, please review our product specifications or consult the approval sheet for product specifications before ordering.