

DLW5ATN501MQ2#

“#” indicates a package specification code.

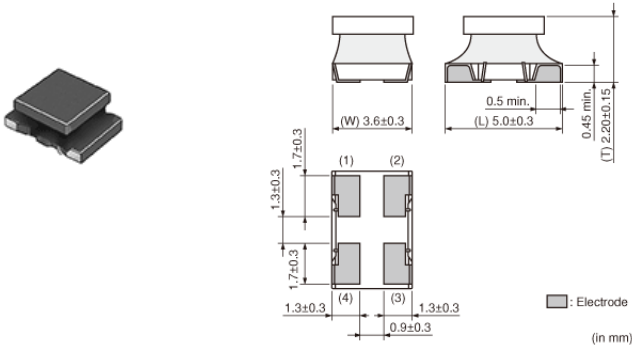
In Production

RoHS

REACH

< List of part numbers with package codes >
DLW5ATN501MQ2K DLW5ATN501MQ2L DLW5ATN501MQ2B

Appearance & Shape



Features

1. Low profile(h=2.35mm max.)
2. Small size(5.0x3.6mm)
- 3 .Large Current Available (2A to 6A)
- 4 .Operating Temperature Range -40°C to +105°C
- 5 .Reflow and Flow soldering Available

- Application
- Noise suppression for power line
1. Power line equipment
 - DC/DC converter
 - battery charger
 2. Portable equipment
 - PDA(Personal Digital Assistance)
 - note PC
 - printer
 - DVC

Applications

Other Usage	For general
-------------	-------------

Packaging Information

Packaging	Specifications	Minimum Order Quantity
K	330mm Embossed Tape	2500
L	180mm Embossed Tape	700
B	Bulk(Bag)	100

Attention


1.This datasheet is downloaded from the website of Murata Manufacturing Co., Ltd. Therefore, it's specifications are subject to change or our products in it may be discontinued without advance notice. Please check with our sales representatives or product engineers before ordering.

2.This datasheet has only typical specifications because there is no space for detailed specifications.

Therefore, please review our product specifications or consult the approval sheet for product specifications before ordering.

DLW5ATN501MQ2#

“#” indicates a package specification code.



Specifications

Shape	SMD	DC Resistance	0.034Ω max.
Size Code (in mm)	5036	Insulation Resistance(min.)	10MΩ
Size Code (in inch)	2014	Operating Temperature Range	-40°C to 105°C
Length	5.0mm	Mass(typ.)	0.14g
Length Tolerance	±0.3mm	Number of Circuit	1
Width	3.6mm	Operating Temperature Range(Self-temperature rise is included)	No
Width Tolerance	±0.3mm		
Thickness	2.2mm		
Thickness Tolerance	±0.15mm		
Common Mode Impedance (at 100MHz)	500Ω		
Common Mode Impedance (at 100MHz) Tolerance	(Typ.)		
Common Mode Impedance (at 10MHz)	35Ω		
Common Mode Impedance (at 10MHz) Tolerance	min.		
Rated Current	2.5A		
Rated Voltage	50Vdc		
Withstanding Voltage	125Vdc		
DC Resistance(max.)	0.034Ω		

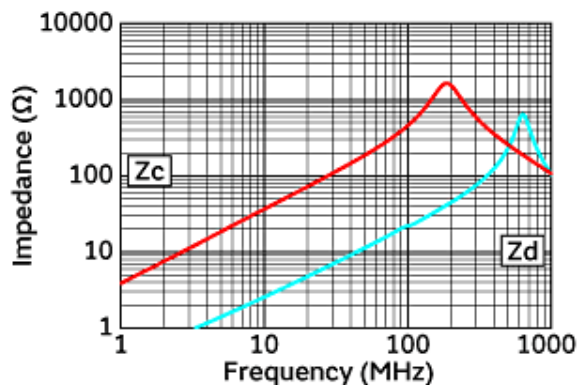
Attention

- 1.This datasheet is downloaded from the website of Murata Manufacturing Co., Ltd. Therefore, it's specifications are subject to change or our products in it may be discontinued without advance notice. Please check with our sales representatives or product engineers before ordering.
- 2.This datasheet has only typical specifications because there is no space for detailed specifications.
 Therefore, please review our product specifications or consult the approval sheet for product specifications before ordering.

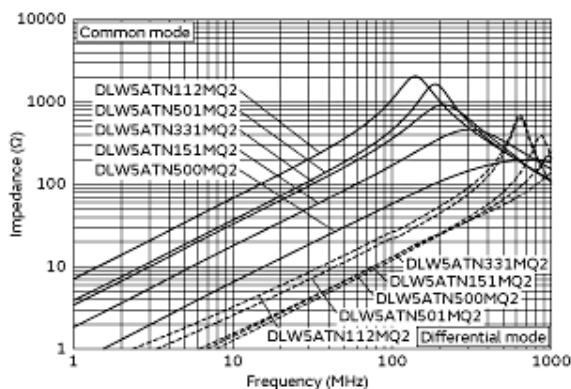
DLW5ATN501MQ2#

“#” indicates a package specification code.

Product Data



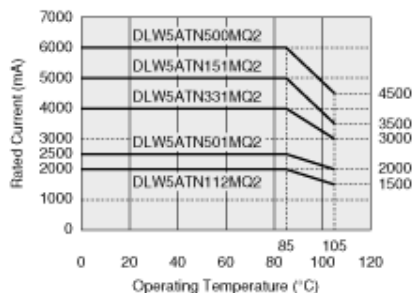
Impedance-Frequency Characteristics



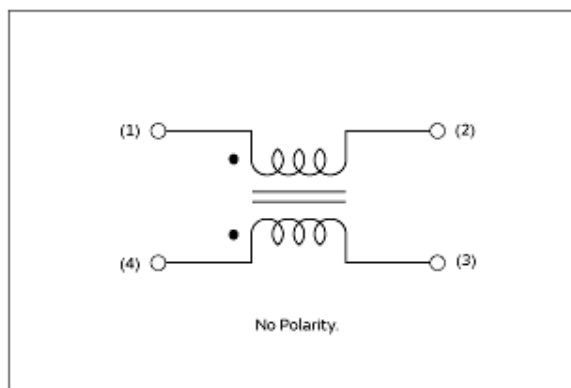
Impedance-Frequency Characteristics
(Main Items)

In operating temperature exceeding +85°C, derating of current is necessary for DLW5AT series (105 degree C available type). Please apply the derating curve shown in chart according to the operating temperature.

Derating of Rated Current



Derating of Rated Current



Equivalent Circuit

Attention

- 1.This datasheet is downloaded from the website of Murata Manufacturing Co., Ltd. Therefore, it's specifications are subject to change or our products in it may be discontinued without advance notice. Please check with our sales representatives or product engineers before ordering.
 - 2.This datasheet has only typical specifications because there is no space for detailed specifications.
- Therefore, please review our product specifications or consult the approval sheet for product specifications before ordering.