

DLW21HN121SQ2#

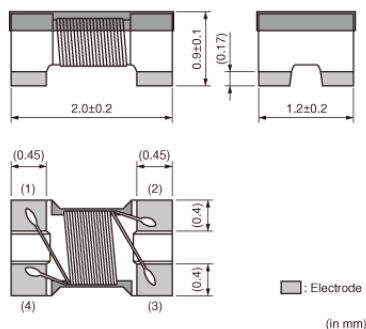
“#” indicates a package specification code.



< List of part numbers with package codes >

DLW21HN121SQ2B DLW21HN121SQ2L

Appearance & Shape



Features

1. Small size and low profile (2.0x1.2x0.9mm).
Excellent noise suppression for sets of small and thin size.
2. High common mode impedance at high frequency effects excellent noise suppression performance.
3. Various common mode impedance from 67 to 180 ohm can be used, selected depending on noise level and signal frequency.
4. Suitable for differential signal line like USB2.0, IEEE1394 and LVDS, because DLW21H does not provide distortion to high speed signal transmission due to its high coupling. (USB2.0: DLW21HN900SQ2)
5. Small dimension enables higher density mounting

Applications

Applications

Common mode noise suppression of signal lines in high speed and high density digital equipment such as PCs and peripherals and telecommunications equipment.

Other Usage	For general
-------------	-------------

Packaging Information

Packaging	Specifications	Minimum Order Quantity
B	Bulk(Bag)	500
L	180mm Embossed Tape	3000

Attention

1.This datasheet is downloaded from the website of Murata Manufacturing Co., Ltd. Therefore, it's specifications are subject to change or our products in it may be discontinued without advance notice. Please check with our sales representatives or product engineers before ordering.
2.This datasheet has only typical specifications because there is no space for detailed specifications.
Therefore, please review our product specifications or consult the approval sheet for product specifications before ordering.

DLW21HN121SQ2#

“#” indicates a package specification code.



Specifications

Shape	SMD	Operating Temperature Range	-40°C to 85°C
Size Code (in mm)	2012	Mass(typ.)	0.009g
Size Code (in inch)	0805	Number of Circuit	1
Length	2.0mm	Operating Temperature Range(Self-temperature rise is included)	No
Length Tolerance	±0.2mm		
Width	1.2mm		
Width Tolerance	±0.2mm		
Thickness	0.9mm		
Thickness Tolerance	±0.1mm		
Common Mode Impedance (at 100MHz)	120Ω		
Common Mode Impedance (at 100MHz) Tolerance	±25%		
Rated Current	280mA		
Rated Voltage	50Vdc		
Withstanding Voltage	125Vdc		
DC Resistance(max.)	0.45Ω		
DC Resistance	0.45Ω max.		
Insulation Resistance(min.)	10MΩ		

Attention

1.This datasheet is downloaded from the website of Murata Manufacturing Co., Ltd. Therefore, it's specifications are subject to change or our products in it may be discontinued without advance notice. Please check with our sales representatives or product engineers before ordering.

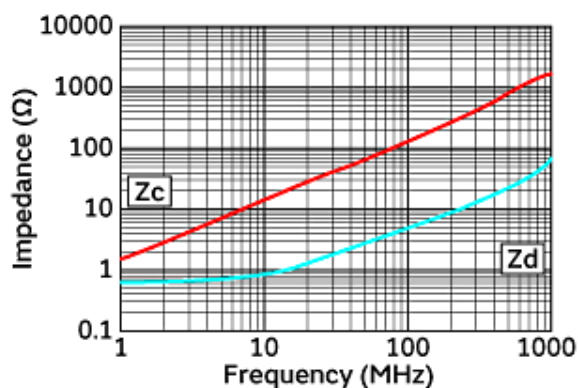
2.This datasheet has only typical specifications because there is no space for detailed specifications.

Therefore, please review our product specifications or consult the approval sheet for product specifications before ordering.

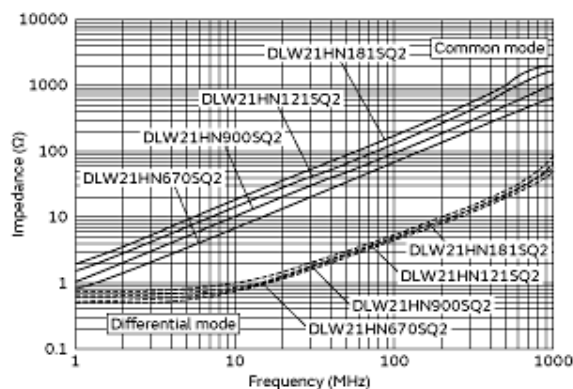
DLW21HN121SQ2#

“#” indicates a package specification code.

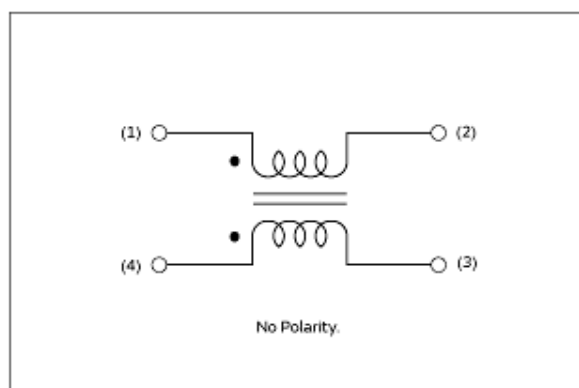
Product Data



Impedance-Frequency Characteristics



Impedance-Frequency Characteristics
(Main Items)



Equivalent Circuit

Attention

1.This datasheet is downloaded from the website of Murata Manufacturing Co., Ltd. Therefore, it's specifications are subject to change or our products in it may be discontinued without advance notice. Please check with our sales representatives or product engineers before ordering.
2.This datasheet has only typical specifications because there is no space for detailed specifications.
Therefore, please review our product specifications or consult the approval sheet for product specifications before ordering.