

BLM18SN220TZ1#

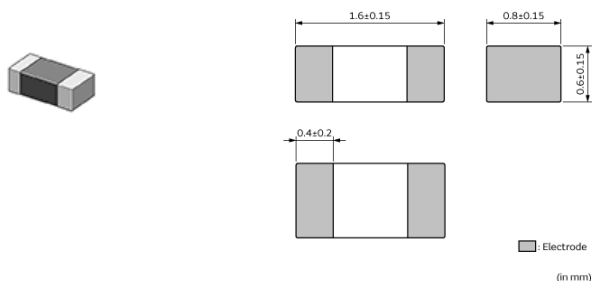
“#” indicates a package specification code.



< List of part numbers with package codes >

BLM18SN220TZ1D BLM18SN220TZ1B

Appearance & Shape



Features

The chip ferrite beads BLM series is designed to function nearly as a resistor at noise frequencies, which greatly reduces the possibility of resonance and leaves signal wave forms undistorted.

BLM series is effective in circuits without stable ground lines because BLM series does not need a connection to ground.

The nickel barrier structure of the external electrodes provides excellent solder heat resistance. BLM18SN series can be used in high current circuits due to its low DC resistance.

It can match power lines to a maximum of 8ADC.

Applications

Automotive Usage	Infotainment
------------------	--------------

Packaging Information

Packaging	Specifications	Minimum Order Quantity
D	180mm Paper Tape	4000
B	Bulk(Bag)	1000

Attention

1.This datasheet is downloaded from the website of Murata Manufacturing Co., Ltd. Therefore, it's specifications are subject to change or our products in it may be discontinued without advance notice. Please check with our sales representatives or product engineers before ordering.

2.This datasheet has only typical specifications because there is no space for detailed specifications.
Therefore, please review our product specifications or consult the approval sheet for product specifications before ordering.

BLM18SN220TZ1#

“#” indicates a package specification code.



Specifications

Shape	SMD
Size Code (in mm)	1608
Size Code (in inch)	0603
Length	1.6mm
Length Tolerance	±0.15mm
Width	0.8mm
Width Tolerance	±0.15mm
Thickness	0.6mm
Thickness Tolerance	±0.15mm
Impedance (at 100MHz)	22Ω
Impedance (at 100MHz) Tolerance	±7Ω
Rated Current (at 85°C)	8A
Rated Current (at 125°C)	5A
DC Resistance(max.)	0.004Ω
Operating Temperature Range	-55°C to 125°C
Mass(typ.)	0.004g
Number of Circuit	1

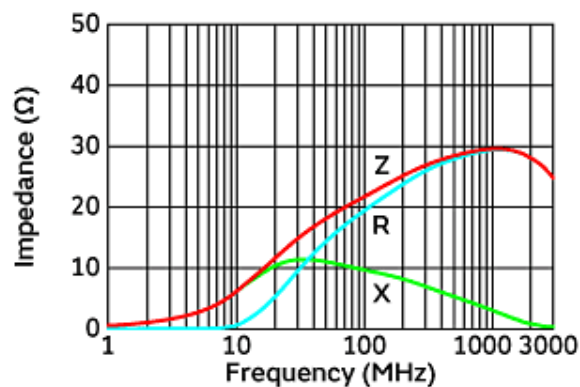
Attention

- 1.This datasheet is downloaded from the website of Murata Manufacturing Co., Ltd. Therefore, it's specifications are subject to change or our products in it may be discontinued without advance notice. Please check with our sales representatives or product engineers before ordering.
- 2.This datasheet has only typical specifications because there is no space for detailed specifications.
 Therefore, please review our product specifications or consult the approval sheet for product specifications before ordering.

BLM18SN220TZ1#

“#” indicates a package specification code.

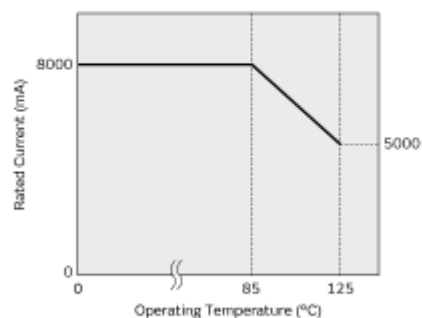
Product Data



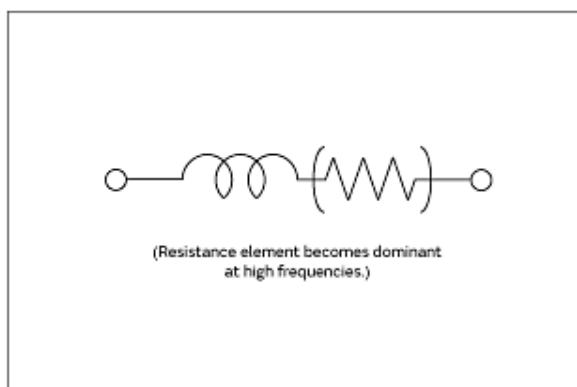
Impedance-Frequency Characteristics

In operating temperature exceeding +85°C, derating of current is necessary for BLM18SN series.
Please apply the derating curve shown in chart according to the operating temperature.

Derating of Rated Current



Derating of Rated Current



Equivalent Circuit

Attention

- 1.This datasheet is downloaded from the website of Murata Manufacturing Co., Ltd. Therefore, it's specifications are subject to change or our products in it may be discontinued without advance notice. Please check with our sales representatives or product engineers before ordering.
- 2.This datasheet has only typical specifications because there is no space for detailed specifications.
Therefore, please review our product specifications or consult the approval sheet for product specifications before ordering.