

NFL18ST507X1C3#

“#” indicates a package specification code.

In Production

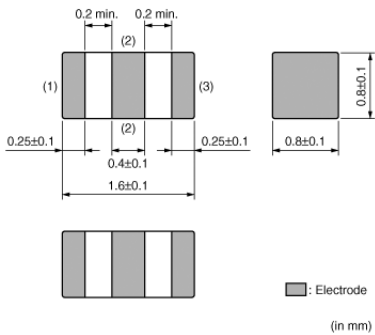
RoHS

REACH

< List of part numbers with package codes >

NFL18ST507X1C3D NFL18ST507X1C3B

Appearance & Shape



Applications

Other Usage	For general
-------------	-------------

Packaging Information

Packaging	Specifications	Minimum Order Quantity
D	180mm Paper Tape	4000
B	Bulk(Bag)	1000

Features

NFL18ST_X series is an EMI suppression filter for high speed signal lines, achieving T-type structure with non-magnetic horizontal coils and feed-through capacitor in 1.6x0.8mm size with Murata's multilayer technology, which has good noise suppression effect at the frequency range from 800MHz to several GHz.

Features (NFL18ST_X series)

1. Steep insertion loss characteristics realize excellent noise suppression and prevent distortion of signal waveform.
2. By minimizing stray capacitance of inductor, achieves high performance in noise suppression in high frequency range.
3. Three different values of cut-off frequency are available, ranging from 200MHz up to 500MHz.
4. Since all side electrode structures are the same, it is easy to mount.

Applications


1. Noise suppression for video signal lines (RGB lines) and high speed clock lines
2. EMI suppression at high frequency range (over 800MHz)

Attention

1.This datasheet is downloaded from the website of Murata Manufacturing Co., Ltd. Therefore, it's specifications are subject to change or our products in it may be discontinued without advance notice. Please check with our sales representatives or product engineers before ordering.
2.This datasheet has only typical specifications because there is no space for detailed specifications.
Therefore, please review our product specifications or consult the approval sheet for product specifications before ordering.

NFL18ST507X1C3#

“#” indicates a package specification code.



Specifications

Shape	SMD	Capacitance	10pF
Size Code (in mm)	1608	Capacitance Tolerance	±20%
Size Code (in inch)	0603	Inductance	43nH
Length	1.6mm	Inductance Tolerance	±20%
Length Tolerance	±0.1mm		
Width	0.8mm		
Width Tolerance	±0.1mm		
Thickness	0.8mm		
Thickness Tolerance	±0.1mm		
Rated Current	200mA		
Operating Temperature Range	-55°C to 125°C		
Mass(typ.)	0.004g		
Number of Circuit	1		
Rated Voltage	16Vdc		
Withstanding Voltage	50Vdc		
Insulation Resistance(min.)	1000MΩ		
Nominal Cut-off Frequency	500MHz		

Attention

1.This datasheet is downloaded from the website of Murata Manufacturing Co., Ltd. Therefore, it's specifications are subject to change or our products in it may be discontinued without advance notice. Please check with our sales representatives or product engineers before ordering.

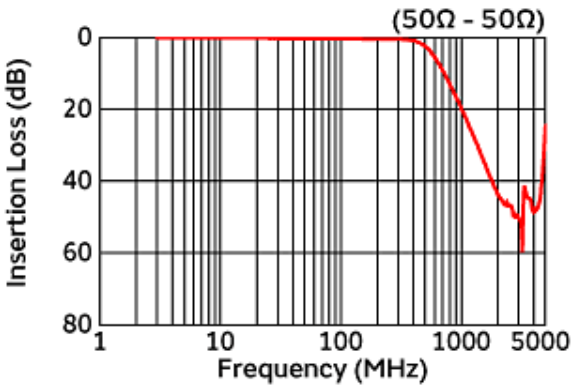
2.This datasheet has only typical specifications because there is no space for detailed specifications.

Therefore, please review our product specifications or consult the approval sheet for product specifications before ordering.

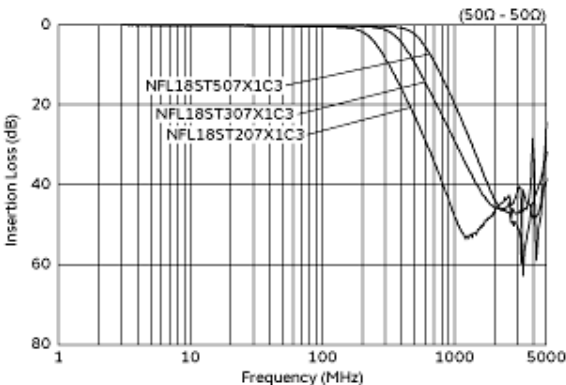
NFL18ST507X1C3#

“#” indicates a package specification code.

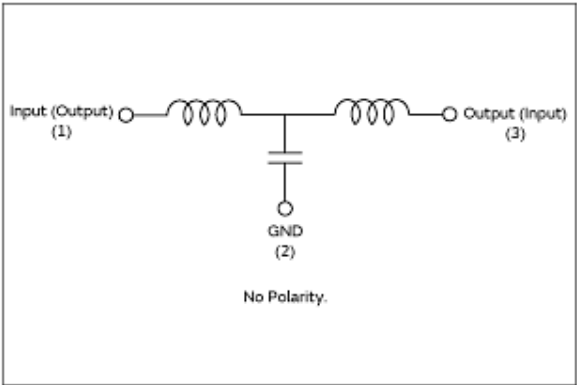
Product Data



Insertion Loss Characteristics



Insertion Loss Characteristics (Main Items)



Equivalent Circuit

Attention
1.This datasheet is downloaded from the website of Murata Manufacturing Co., Ltd. Therefore, it's specifications are subject to change or our products in it may be discontinued without advance notice. Please check with our sales representatives or product engineers before ordering.
2.This datasheet has only typical specifications because there is no space for detailed specifications.
Therefore, please review our product specifications or consult the approval sheet for product specifications before ordering.