

# NFZ5BBW450LZ10#

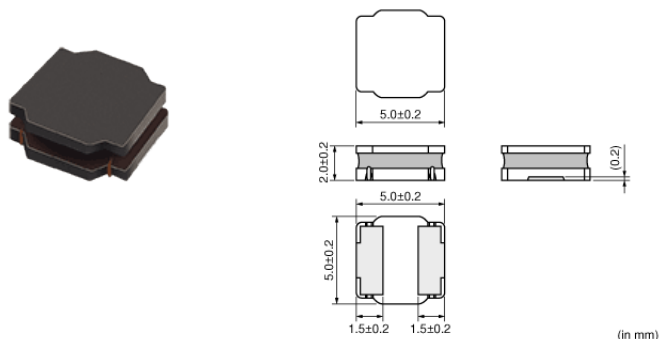
“#” indicates a package specification code.



< List of part numbers with package codes >

NFZ5BBW450LZ10L NFZ5BBW450LZ10K

## Appearance & Shape



## Features

1. The NFZ series is an impedance component designed for the radiation noise ranges from 30 to 150MHz. With high impedance generated, this product can suppress noise element connecting to noise conduction route in series. Moreover, with wide line up corresponding to various frequency range, optimum product can be selected according to the model or set.
2. The nickel barrier structure of the external electrodes provides excellent solder heat resistance.
3. NFZ series low DC Resistance. Large Current. The Rated Current is the maximum 4A.
4. Corresponds to 125 °C maximum use temperature.

## Applications

Automotive Usage	Infotainment
------------------	--------------

## Packaging Information

Packaging	Specifications	Minimum Order Quantity
L	180mm Embossed Tape	500
K	330mm Embossed Tape	3000

### Attention

1. This datasheet is downloaded from the website of Murata Manufacturing Co., Ltd. Therefore, it's specifications are subject to change or our products in it may be discontinued without advance notice. Please check with our sales representatives or product engineers before ordering.  
2. This datasheet has only typical specifications because there is no space for detailed specifications.  
Therefore, please review our product specifications or consult the approval sheet for product specifications before ordering.

# NFZ5BBW450LZ10#

“#” indicates a package specification code.



## Specifications

Shape	SMD	Operating Temperature Range (Self-temperature rise is included)	-40°C to 125°C
Size Code (in mm)	5050		
Size Code (in inch)	2020		
Length	5.0mm		
Length Tolerance	±0.2mm		
Width	5.0mm		
Width Tolerance	±0.2mm		
Thickness	2.0mm		
Thickness Tolerance	±0.2mm		
Rated Current	1.65A		
Operating Temperature Range	-40°C to 105°C		
Mass(typ.)	0.22g		
Number of Circuit	1		
DC Resistance(max.)	0.1Ω		
DC Resistance	0.083Ω±20%		
Impedance (at 1MHz)	45Ω		
Impedance (at 1MHz) Tolerance	±30%		

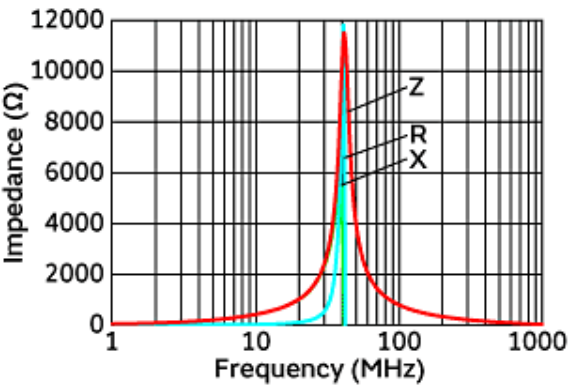
### Attention

- 1.This datasheet is downloaded from the website of Murata Manufacturing Co., Ltd. Therefore, it's specifications are subject to change or our products in it may be discontinued without advance notice. Please check with our sales representatives or product engineers before ordering.
- 2.This datasheet has only typical specifications because there is no space for detailed specifications.  
Therefore, please review our product specifications or consult the approval sheet for product specifications before ordering.

# NFZ5BBW450LZ10#

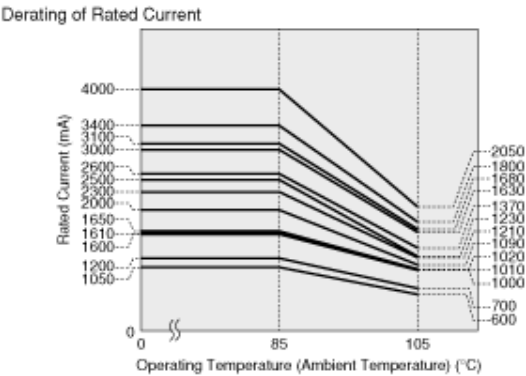
“#” indicates a package specification code.

## Product Data

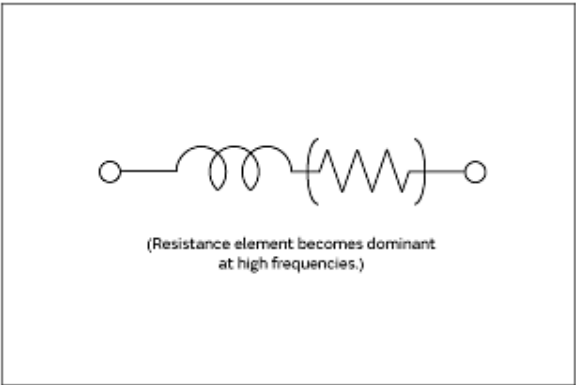


Impedance-Frequency Characteristics

In operating temperature exceeding +85°C, derating of current is necessary for NFZ5BBW\_L□10 series. Please apply the derating curve shown in chart according to the operating temperature.



Derating of Rated Current



Equivalent Circuit

### Attention

1.This datasheet is downloaded from the website of Murata Manufacturing Co., Ltd. Therefore, it's specifications are subject to change or our products in it may be discontinued without advance notice. Please check with our sales representatives or product engineers before ordering.  
2.This datasheet has only typical specifications because there is no space for detailed specifications.  
Therefore, please review our product specifications or consult the approval sheet for product specifications before ordering.