

# NFZ15SG331SN11#

“#” indicates a package specification code.

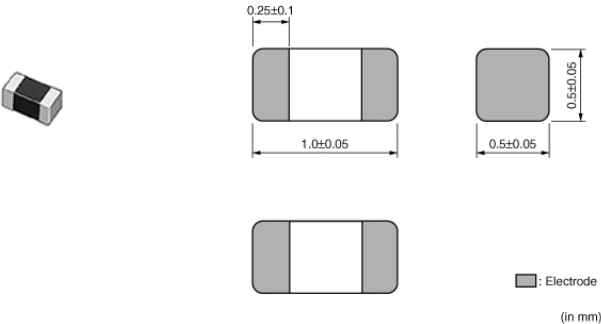
In Production

RoHS

REACH

< List of part numbers with package codes >  
NFZ15SG331SN11B NFZ15SG331SN11D

## Appearance & Shape



## Features

1. NFZ15SG series is designed for noise suppression of audio lines such as class D amplifier. This product can suppress noise about the range from 700MHz to 2GHz without distorting audio waveform. We have set the impedance specify frequency as 900MHz in this reason.
2. The nickel barrier structure of the external electrodes provides excellent solder heat resistance.
3. Low DC resistance of NFZ15SG series meets large current. Its rated current ranges from 0.27A to 1.1A
4. Meets 85°C maximum operating temperature.

## Applications

Other Usage	For general
-------------	-------------

## Packaging Information

Packaging	Specifications	Minimum Order Quantity
B	Bulk(Bag)	1000
D	180mm Paper Tape	10000

**Attention**  
1.This datasheet is downloaded from the website of Murata Manufacturing Co., Ltd. Therefore, it's specifications are subject to change or our products in it may be discontinued without advance notice. Please check with our sales representatives or product engineers before ordering.  
2.This datasheet has only typical specifications because there is no space for detailed specifications.  
Therefore, please review our product specifications or consult the approval sheet for product specifications before ordering.

# NFZ15SG331SN11#

“#” indicates a package specification code.



## Specifications

Shape	SMD	Impedance (at 1.7GHz)	540Ω
Size Code (in mm)	1005	Impedance (at 1.7GHz) Tolerance	(Typ.)
Size Code (in inch)	0402		
Length	1.0mm		
Length Tolerance	±0.05mm		
Width	0.5mm		
Width Tolerance	±0.05mm		
Thickness	0.5mm		
Thickness Tolerance	±0.05mm		
Rated Current	650mA		
Operating Temperature Range	-40°C to 85°C		
Mass(typ.)	0.001g		
Number of Circuit	1		
DC Resistance(max.)	0.3Ω		
DC Resistance	0.20Ω (Typ.)		
Impedance (at 900MHz)	330Ω		
Impedance (at 900MHz) Tolerance	(Typ.)		

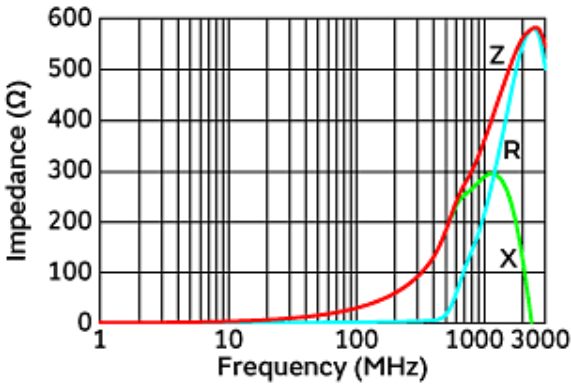
### Attention

- 1.This datasheet is downloaded from the website of Murata Manufacturing Co., Ltd. Therefore, it's specifications are subject to change or our products in it may be discontinued without advance notice. Please check with our sales representatives or product engineers before ordering.
- 2.This datasheet has only typical specifications because there is no space for detailed specifications.  
Therefore, please review our product specifications or consult the approval sheet for product specifications before ordering.

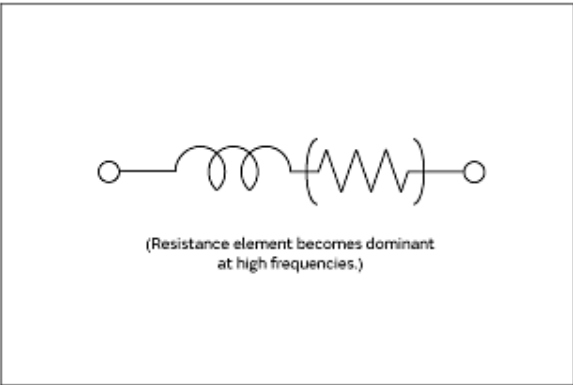
# NFZ15SG331SN11#

“#” indicates a package specification code.

## Product Data



Impedance-Frequency Characteristics



Equivalent Circuit

**Attention**  
1.This datasheet is downloaded from the website of Murata Manufacturing Co., Ltd. Therefore, it's specifications are subject to change or our products in it may be discontinued without advance notice. Please check with our sales representatives or product engineers before ordering.  
2.This datasheet has only typical specifications because there is no space for detailed specifications.  
Therefore, please review our product specifications or consult the approval sheet for product specifications before ordering.