

# DLP0QSA070HL2#

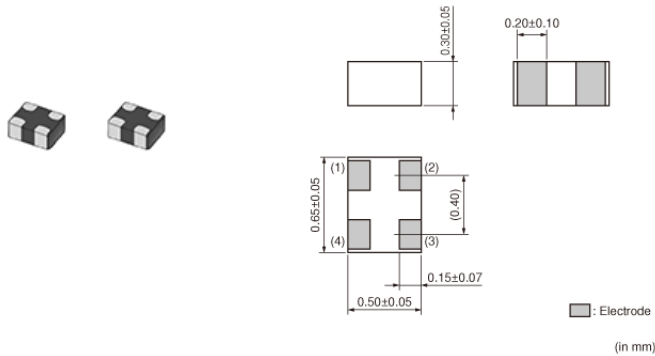
“#” indicates a package specification code.

In Production RoHS REACH

< List of part numbers with package codes >

DLP0QSA070HL2D DLP0QSA070HL2B

## Appearance & Shape



## Features

1. Small size and tight dimensional tolerance  
Size: 0.65x0.50x0.30mm  
Tolerance: +/-0.05mm
2. Suitable common mode impedance of 60ohm(at 100MHz) for high speed signal lines.
3. Prevents signal damaging in high speed differential lines.
4. Designed to match line impedance.
5. DLP0NSA070HL2 is designed to meet SATA.
6. DLP0NSA150HL2 is designed to meet Display Port.

### Application

Common mode noise suppression of high speed differential signal lines for USB 2.0, IEEE1394, LVDS etc.

1. Note PCs
2. Cellular phones
3. Digital Still Cameras, Digital Video Cameras

## Applications

Other Usage For general

## Packaging Information


Packaging	Specifications	Minimum Order Quantity
D	180mm Paper Tape	15000
B	Bulk(Bag)	500

### Attention

- 1.This datasheet is downloaded from the website of Murata Manufacturing Co., Ltd. Therefore, it's specifications are subject to change or our products in it may be discontinued without advance notice. Please check with our sales representatives or product engineers before ordering.
- 2.This datasheet has only typical specifications because there is no space for detailed specifications.  
Therefore, please review our product specifications or consult the approval sheet for product specifications before ordering.

# DLP0QSA070HL2#

“#” indicates a package specification code.



## Specifications

Shape	SMD	Operating Temperature Range	-40°C to 85°C
Size Code (in mm)	0605	Mass(typ.)	0.0005g
Size Code (in inch)	025020	Number of Circuit	1
Length	0.65mm	Operating Temperature Range(Self-temperature rise is included)	No
Length Tolerance	±0.05mm		
Width	0.5mm		
Width Tolerance	±0.05mm		
Thickness	0.3mm		
Thickness Tolerance	±0.05mm		
Common Mode Impedance (at 100MHz)	7Ω		
Common Mode Impedance (at 100MHz) Tolerance	±2Ω		
Rated Current	100mA		
Rated Voltage	5Vdc		
Withstanding Voltage	12.5Vdc		
DC Resistance(max.)	0.875Ω		
DC Resistance	0.7Ω±25%		
Insulation Resistance(min.)	100MΩ		

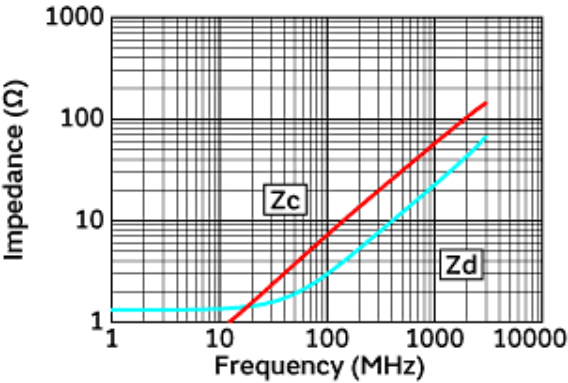
### Attention

- 1.This datasheet is downloaded from the website of Murata Manufacturing Co., Ltd. Therefore, it's specifications are subject to change or our products in it may be discontinued without advance notice. Please check with our sales representatives or product engineers before ordering.
- 2.This datasheet has only typical specifications because there is no space for detailed specifications.  
 Therefore, please review our product specifications or consult the approval sheet for product specifications before ordering.

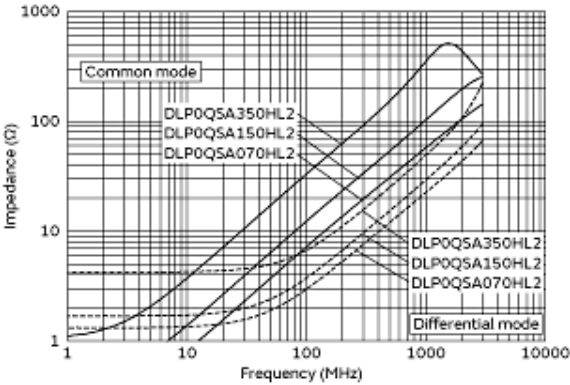
# DLP0QSA070HL2#

“#” indicates a package specification code.

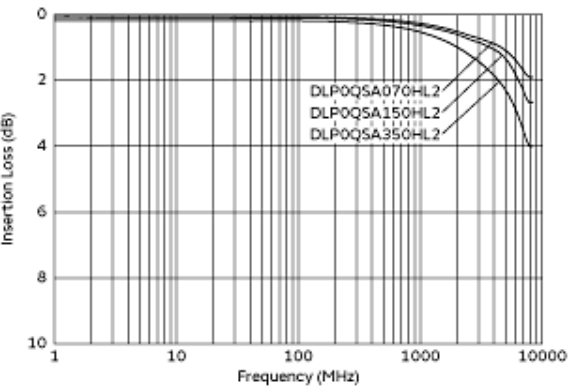
## Product Data



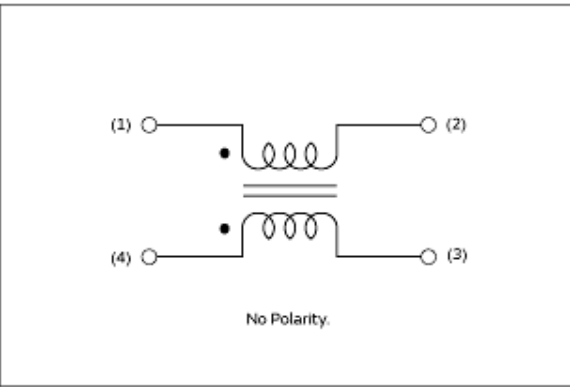
Impedance-Frequency Characteristics



Impedance-Frequency Characteristics (Main Items)



Differential Mode Transmission Characteristics (Typical Value)



Equivalent Circuit

### Attention

1.This datasheet is downloaded from the website of Murata Manufacturing Co., Ltd. Therefore, it's specifications are subject to change or our products in it may be discontinued without advance notice. Please check with our sales representatives or product engineers before ordering.  
2.This datasheet has only typical specifications because there is no space for detailed specifications.  
Therefore, please review our product specifications or consult the approval sheet for product specifications before ordering.