

DLW21SN670HQ2#

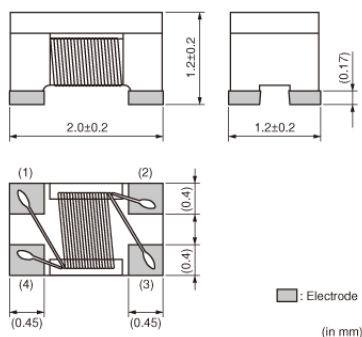
“#” indicates a package specification code.

In Production RoHS REACH

< List of part numbers with package codes >

DLW21SN670HQ2L DLW21SN670HQ2B

Appearance & Shape



Features

1. Small size: 2.0x1.2x1.2mm
2. Common mode impedance items of 67, 90 and 120 ohm, and they can be used for various differential signal lines, DLW21SN_HQ/DLW21SZ_HQ/DLW21SR_HQseries matches line impedance of 100 ohm line.
3. This series can suppress noise for the high-speed differential signal lines which are used in digital AV interfaces, such as HDMI and DVI, without damage to the signal wave.
4. DLW21SR670HQ2 is designed to correct line impedance when ESD protection device is also used.

Applications

Common mode noise suppression of high speed differential signal lines for HDMI, DVI, USB2.0, IEEE1394, LVDS.

1. DVD Recorders
2. LCD TVs, LCD monitors
3. PCs

DLW21SR_HQ Series is suitable for receiver side of HDMI interface line.

Applications

Other Usage For general

Packaging Information

Packaging	Specifications	Minimum Order Quantity
L	180mm Embossed Tape	2000
B	Bulk(Bag)	500

Attention

1.This datasheet is downloaded from the website of Murata Manufacturing Co., Ltd. Therefore, it's specifications are subject to change or our products in it may be discontinued without advance notice. Please check with our sales representatives or product engineers before ordering.
2.This datasheet has only typical specifications because there is no space for detailed specifications.
Therefore, please review our product specifications or consult the approval sheet for product specifications before ordering.

DLW21SN670HQ2#

“#” indicates a package specification code.



Specifications

Shape	SMD	Operating Temperature Range	-40°C to 85°C
Size Code (in mm)	2012	Mass(typ.)	0.011g
Size Code (in inch)	0805	Number of Circuit	1
Length	2.0mm	Operating Temperature Range(Self-temperature rise is included)	No
Length Tolerance	±0.2mm		
Width	1.2mm		
Width Tolerance	±0.2mm		
Thickness	1.2mm		
Thickness Tolerance	±0.2mm		
Common Mode Impedance (at 100MHz)	67Ω		
Common Mode Impedance (at 100MHz) Tolerance	±25%		
Rated Current	320mA		
Rated Voltage	20Vdc		
Withstanding Voltage	50Vdc		
DC Resistance(max.)	0.31Ω		
DC Resistance	0.31Ω max.		
Insulation Resistance(min.)	10MΩ		

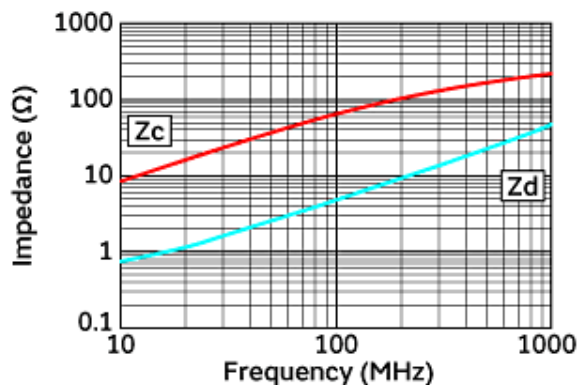
Attention

- 1.This datasheet is downloaded from the website of Murata Manufacturing Co., Ltd. Therefore, it's specifications are subject to change or our products in it may be discontinued without advance notice. Please check with our sales representatives or product engineers before ordering.
- 2.This datasheet has only typical specifications because there is no space for detailed specifications.
Therefore, please review our product specifications or consult the approval sheet for product specifications before ordering.

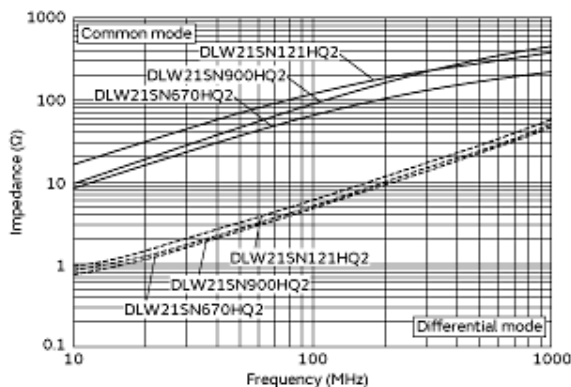
DLW21SN670HQ2#

“#” indicates a package specification code.

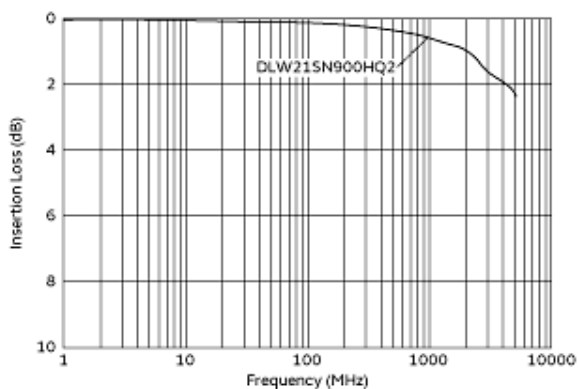
Product Data



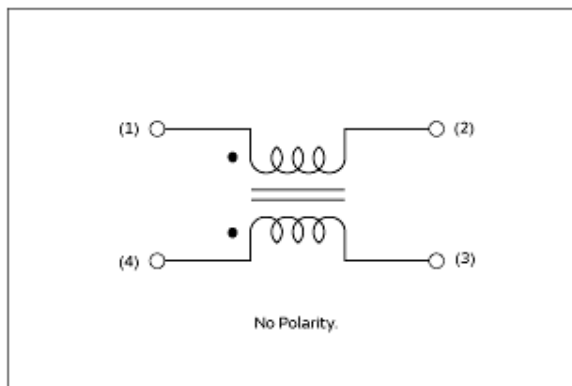
Impedance-Frequency Characteristics



Impedance-Frequency Characteristics (Main Items)



Differential Mode Transmission Characteristics (Typical Value)



Equivalent Circuit

Attention

- 1.This datasheet is downloaded from the website of Murata Manufacturing Co., Ltd. Therefore, it's specifications are subject to change or our products in it may be discontinued without advance notice. Please check with our sales representatives or product engineers before ordering.
- 2.This datasheet has only typical specifications because there is no space for detailed specifications. Therefore, please review our product specifications or consult the approval sheet for product specifications before ordering.