

DLW5BSM152SQ2#

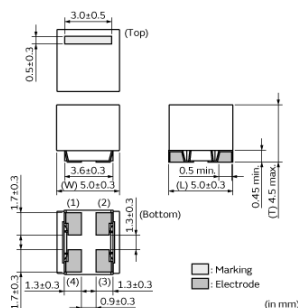
“#” indicates a package specification code.



< List of part numbers with package codes >

DLW5BSM152SQ2K DLW5BSM152SQ2L DLW5BSM152SQ2B

Appearance & Shape



Features

DLW5AH/5BS series is a high performance wound type chip common mode choke coil.

Features

1. High impedance (max. of 4000ohm at 100MHz: DLW5AH) enables great noise suppression.
2. Large rated current (max. of 5A) is suitable for power line use.
3. DLW5AH/BS series does not damage high speed signal due to high coupling common mode choke coil structure.
4. Automatic mounting can be applied.

Applications

Applications

1. DC power lines in AC adapters of Portable equipment
2. DC power lines of DC-DC converters, battery chargers

Other Usage

For general

Packaging Information

Packaging	Specifications	Minimum Order Quantity
K	330mm Embossed Tape	1500
L	180mm Embossed Tape	400
B	Bulk(Bag)	100

Attention

1.This datasheet is downloaded from the website of Murata Manufacturing Co., Ltd. Therefore, it's specifications are subject to change or our products in it may be discontinued without advance notice. Please check with our sales representatives or product engineers before ordering.
2.This datasheet has only typical specifications because there is no space for detailed specifications.
Therefore, please review our product specifications or consult the approval sheet for product specifications before ordering.

DLW5BSM152SQ2#

“#” indicates a package specification code.



Specifications

Shape	SMD	DC Resistance	0.1Ω max.
Size Code (in mm)	5050	Insulation Resistance(min.)	10MΩ
Size Code (in inch)	2020	Operating Temperature Range	-40°C to 85°C
Length	5.0mm	Mass(typ.)	0.3g
Length Tolerance	±0.3mm	Number of Circuit	1
Width	5.0mm	Operating Temperature Range(Self-temperature rise is included)	No
Width Tolerance	±0.3mm		
Thickness	4.5mm		
Thickness Tolerance	max.		
Common Mode Impedance (at 100MHz)	1500Ω		
Common Mode Impedance (at 100MHz) Tolerance	(Typ.)		
Common Mode Impedance (at 10MHz)	150Ω		
Common Mode Impedance (at 10MHz) Tolerance	min.		
Rated Current	1A		
Rated Voltage	50Vdc		
Withstanding Voltage	125Vdc		
DC Resistance(max.)	0.1Ω		

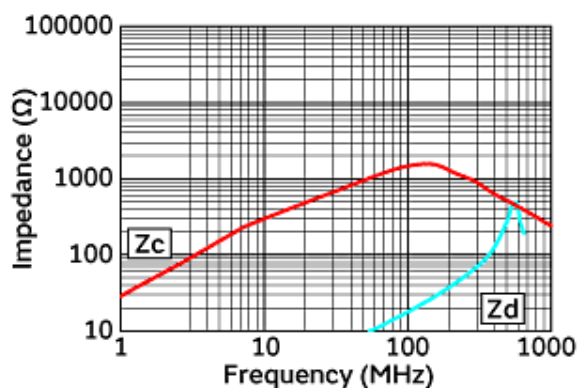
Attention

- 1.This datasheet is downloaded from the website of Murata Manufacturing Co., Ltd. Therefore, it's specifications are subject to change or our products in it may be discontinued without advance notice. Please check with our sales representatives or product engineers before ordering.
- 2.This datasheet has only typical specifications because there is no space for detailed specifications.
Therefore, please review our product specifications or consult the approval sheet for product specifications before ordering.

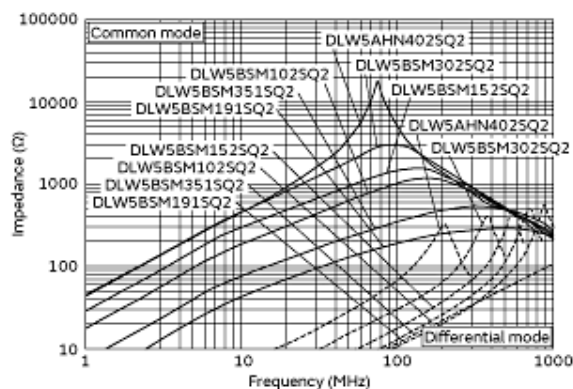
DLW5BSM152SQ2#

"#" indicates a package specification code.

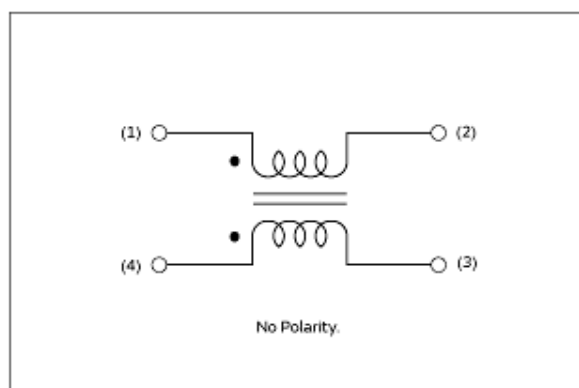
Product Data



Impedance-Frequency Characteristics



Impedance-Frequency Characteristics
(Main Items)



Equivalent Circuit

Attention

- 1.This datasheet is downloaded from the website of Murata Manufacturing Co., Ltd. Therefore, it's specifications are subject to change or our products in it may be discontinued without advance notice. Please check with our sales representatives or product engineers before ordering.
- 2.This datasheet has only typical specifications because there is no space for detailed specifications. Therefore, please review our product specifications or consult the approval sheet for product specifications before ordering.