

# DLW5BTH102TQ2#

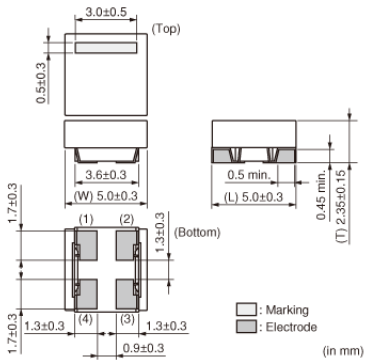

“#” indicates a package specification code.



< List of part numbers with package codes >

DLW5BTH102TQ2K DLW5BTH102TQ2L DLW5BTH102TQ2B

## Appearance & Shape



## Features

### Features

1. Low profile (h=2.5mm)
2. Small size (5.0x5.0mm) and high rated current (1.5 to 4A)
3. High common mode Impedance (max. 1400 ohm, at 100MHz)
4. Operating Temperature Range -40°C to +125°C

## Applications

Automotive Usage	Powertrain/Safety
------------------	-------------------

## Packaging Information


Packaging	Specifications	Minimum Order Quantity
K	330mm Embossed Tape	2500
L	180mm Embossed Tape	700
B	Bulk(Bag)	100

### Attention

1.This datasheet is downloaded from the website of Murata Manufacturing Co., Ltd. Therefore, it's specifications are subject to change or our products in it may be discontinued without advance notice. Please check with our sales representatives or product engineers before ordering.  
2.This datasheet has only typical specifications because there is no space for detailed specifications.  
Therefore, please review our product specifications or consult the approval sheet for product specifications before ordering.

# DLW5BTH102TQ2#

“#” indicates a package specification code.



## Specifications

Shape	SMD	DC Resistance	0.034Ω max.
Size Code (in mm)	5050	Insulation Resistance(min.)	10MΩ
Size Code (in inch)	2020	Operating Temperature Range	-40°C to 125°C
Length	5.0mm	Mass(typ.)	0.21g
Length Tolerance	±0.3mm	Number of Circuit	1
Width	5.0mm	Operating Temperature Range(Self-temperature rise is included)	No
Width Tolerance	±0.3mm		
Thickness	2.35mm		
Thickness Tolerance	±0.15mm		
Common Mode Impedance (at 100MHz)	1000Ω		
Common Mode Impedance (at 100MHz) Tolerance	(Typ.)		
Common Mode Impedance (at 10MHz)	60Ω		
Common Mode Impedance (at 10MHz) Tolerance	min.		
Rated Current	2A		
Rated Voltage	50Vdc		
Withstanding Voltage	125Vdc		
DC Resistance(max.)	0.034Ω		

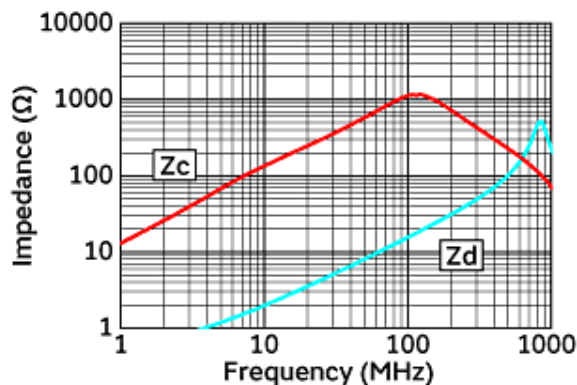
### Attention

- 1.This datasheet is downloaded from the website of Murata Manufacturing Co., Ltd. Therefore, it's specifications are subject to change or our products in it may be discontinued without advance notice. Please check with our sales representatives or product engineers before ordering.
- 2.This datasheet has only typical specifications because there is no space for detailed specifications.  
Therefore, please review our product specifications or consult the approval sheet for product specifications before ordering.

# DLW5BTH102TQ2#

"#" indicates a package specification code.

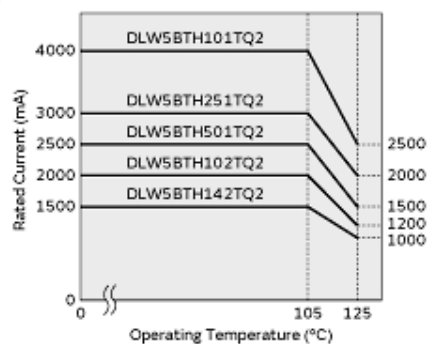
## Product Data



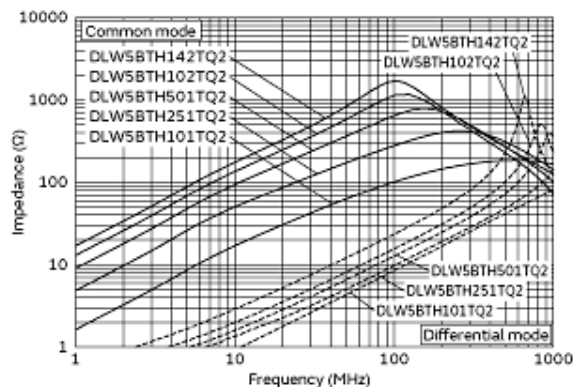
Impedance-Frequency Characteristics

In operating temperature exceeding +105°C, derating of current is necessary for DLW5BTH\_TQ2 series.  
Please apply the derating curve shown in chart according to the operating temperature.

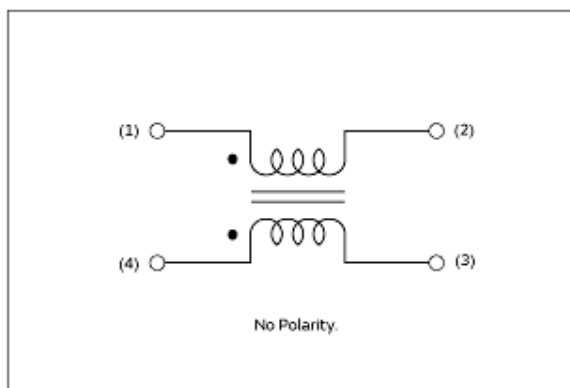
Derating of Rated Current



Derating of Rated Current



Impedance-Frequency Characteristics  
(Main Items)



Equivalent Circuit

### Attention

- 1.This datasheet is downloaded from the website of Murata Manufacturing Co., Ltd. Therefore, it's specifications are subject to change or our products in it may be discontinued without advance notice. Please check with our sales representatives or product engineers before ordering.
- 2.This datasheet has only typical specifications because there is no space for detailed specifications.  
Therefore, please review our product specifications or consult the approval sheet for product specifications before ordering.