

DLW44SM101SK2#

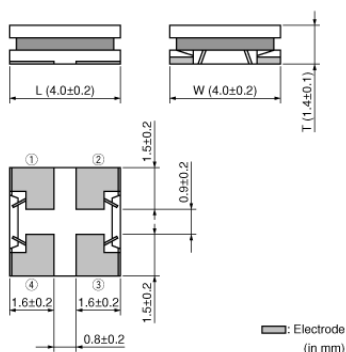
“#” indicates a package specification code.



< List of part numbers with package codes >

DLW44SM101SK2L DLW44SM101SK2B DLW44SM101SK2K

Appearance & Shape



Features

Features

1. Low profile(h=1.5mm max.)
2. Small size(4.0 x 4.0mm)
3. High rated current available(1.1A to 3.1A)
4. High common mode Impedance (max 2400ohm, at 100MHz)

Application

Noise suppression for power line

1. Power line equipment
 - DC/DC converter
 - battery charger
2. Portable equipment
 - PDA(Personal Digital Assistance)
 - note PC
 - printer
 - DVC

Applications

Other Usage	For general
-------------	-------------

Packaging Information

Packaging	Specifications	Minimum Order Quantity
L	180mm Embossed Tape	1000
B	Bulk(Bag)	100
K	330mm Embossed Tape	3500

Attention

- 1.This datasheet is downloaded from the website of Murata Manufacturing Co., Ltd. Therefore, it's specifications are subject to change or our products in it may be discontinued without advance notice. Please check with our sales representatives or product engineers before ordering.
- 2.This datasheet has only typical specifications because there is no space for detailed specifications. Therefore, please review our product specifications or consult the approval sheet for product specifications before ordering.

DLW44SM101SK2#

“#” indicates a package specification code.



Specifications

Shape	SMD	DC Resistance	0.016Ω±40%
Size Code (in mm)	4040	Insulation Resistance(min.)	10MΩ
Size Code (in inch)	1515	Operating Temperature Range	-40°C to 105°C
Length	4.0mm	Mass(typ.)	0.086g
Length Tolerance	±0.2mm	Number of Circuit	1
Width	4.0mm	Operating Temperature Range(Self-temperature rise is included)	No
Width Tolerance	±0.2mm		
Thickness	1.4mm		
Thickness Tolerance	±0.1mm		
Common Mode Impedance (at 100MHz)	100Ω		
Common Mode Impedance (at 100MHz) Tolerance	(Typ.)		
Common Mode Impedance (at 10MHz)	10Ω		
Common Mode Impedance (at 10MHz) Tolerance	±40%		
Rated Current	3.1A		
Rated Voltage	60Vdc		
Withstanding Voltage	150Vdc		
DC Resistance(max.)	0.0224Ω		

Attention

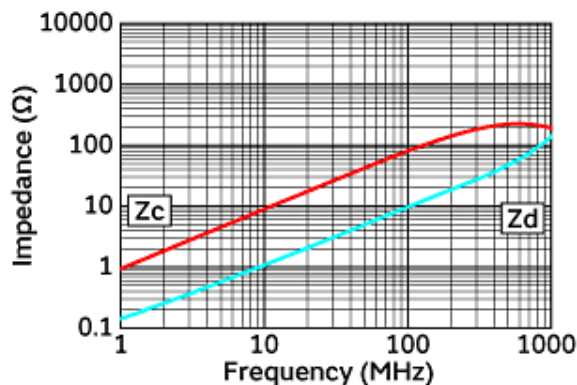
- 1.This datasheet is downloaded from the website of Murata Manufacturing Co., Ltd. Therefore, it's specifications are subject to change or our products in it may be discontinued without advance notice. Please check with our sales representatives or product engineers before ordering.
- 2.This datasheet has only typical specifications because there is no space for detailed specifications.
 Therefore, please review our product specifications or consult the approval sheet for product specifications before ordering.

DLW44SM101SK2#


“#” indicates a package specification code.



Product Data



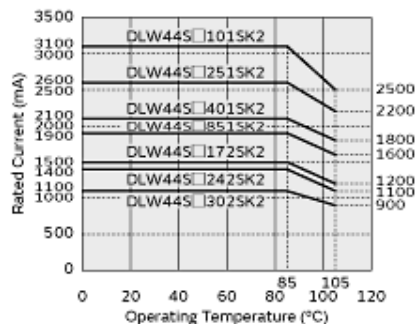
Impedance-Frequency Characteristics



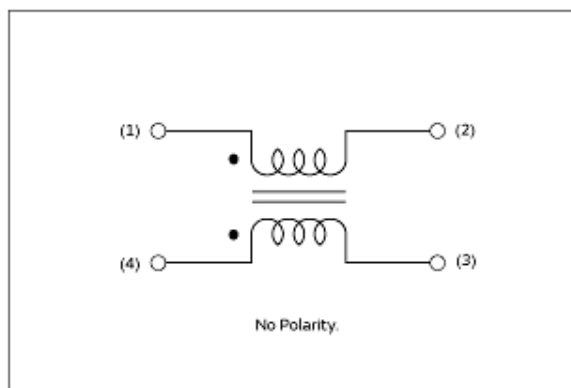
Impedance-Frequency Characteristics
(Main Items)

In operating temperature exceeding +85°C, derating of current is necessary for DLW44S series. Please apply the derating curve shown in chart according to the operating temperature.

Derating of Rated Current



Derating of Rated Current



Equivalent Circuit

Attention

- 1.This datasheet is downloaded from the website of Murata Manufacturing Co., Ltd. Therefore, it's specifications are subject to change or our products in it may be discontinued without advance notice. Please check with our sales representatives or product engineers before ordering.
- 2.This datasheet has only typical specifications because there is no space for detailed specifications. Therefore, please review our product specifications or consult the approval sheet for product specifications before ordering.