

# NFZ18SM251SN10#

“#” indicates a package specification code.

In Production

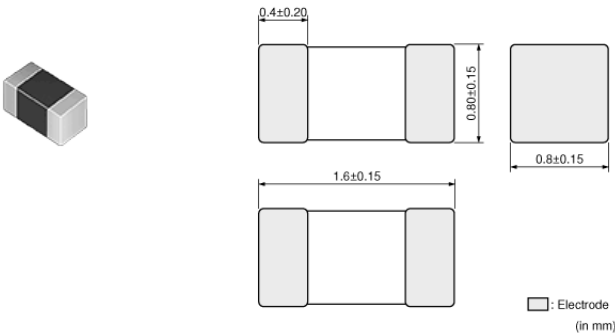
RoHS

REACH

< List of part numbers with package codes >

NFZ18SM251SN10B NFZ18SM251SN10D

## Appearance & Shape



## Features

1. NFZ18SM of the audio line of Class D amplifier, etc. It is a noise filter that is designed for radiation noise suppression. By inserting in series with the audio line, thereby deteriorating the audio distortion possible to attenuate the noise component in the vicinity of 100 to 500MHz.
2. The nickel barrier structure of the external electrodes provides excellent solder heat resistance.
3. NFZ18SM series low DC Resistance. Large Current in a small. The Rated Current is the maximum 1.25A.
4. Corresponds to 125 °C maximum use temperature.

## Applications

Other Usage For general

## Packaging Information

Packaging	Specifications	Minimum Order Quantity
B	Bulk(Bag)	1000
D	180mm Paper Tape	4000

**Attention**  
1.This datasheet is downloaded from the website of Murata Manufacturing Co., Ltd. Therefore, it's specifications are subject to change or our products in it may be discontinued without advance notice. Please check with our sales representatives or product engineers before ordering.  
2.This datasheet has only typical specifications because there is no space for detailed specifications.  
Therefore, please review our product specifications or consult the approval sheet for product specifications before ordering.

# NFZ18SM251SN10#

“#” indicates a package specification code.



## Specifications

Shape	SMD
Size Code (in mm)	1608
Size Code (in inch)	0603
Length	1.6mm
Length Tolerance	±0.15mm
Width	0.8mm
Width Tolerance	±0.15mm
Thickness	0.8mm
Thickness Tolerance	±0.15mm
Rated Current	1.1A
Operating Temperature Range	-55°C to 125°C
Mass(typ.)	0.005g
Number of Circuit	1
DC Resistance(max.)	0.19Ω
DC Resistance	0.15Ω (Typ.)
Impedance (at 100MHz)	250Ω
Impedance (at 100MHz) Tolerance	±25%

### Attention

1.This datasheet is downloaded from the website of Murata Manufacturing Co., Ltd. Therefore, it's specifications are subject to change or our products in it may be discontinued without advance notice. Please check with our sales representatives or product engineers before ordering.

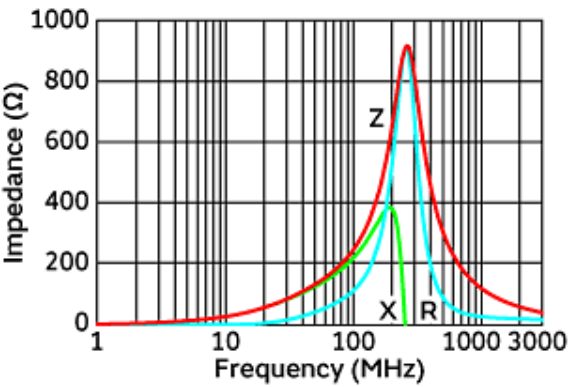
2.This datasheet has only typical specifications because there is no space for detailed specifications.

Therefore, please review our product specifications or consult the approval sheet for product specifications before ordering.

# NFZ18SM251SN10#

“#” indicates a package specification code.

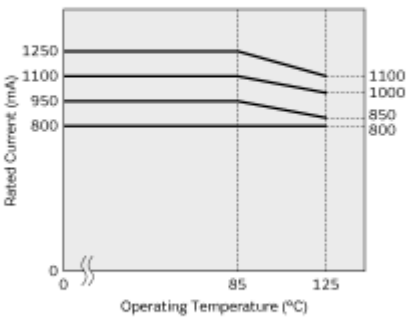
## Product Data



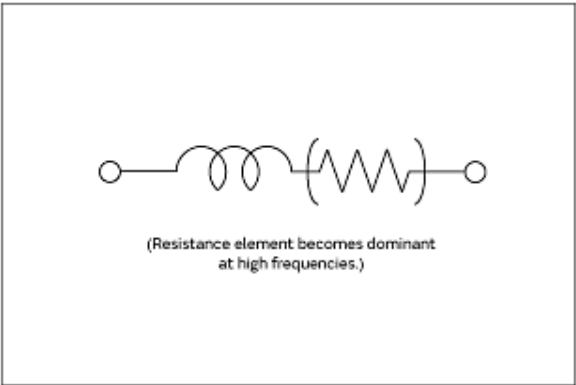
Impedance-Frequency Characteristics

In operating temperature exceeding +85°C, derating of current is necessary for NFZ18SM series.  
Please apply the derating curve shown in chart according to the operating temperature.

Derating of Rated Current



Derating of Rated Current



Equivalent Circuit

### Attention

1.This datasheet is downloaded from the website of Murata Manufacturing Co., Ltd. Therefore, it's specifications are subject to change or our products in it may be discontinued without advance notice. Please check with our sales representatives or product engineers before ordering.  
2.This datasheet has only typical specifications because there is no space for detailed specifications.  
Therefore, please review our product specifications or consult the approval sheet for product specifications before ordering.