

LDB215G3710C-001

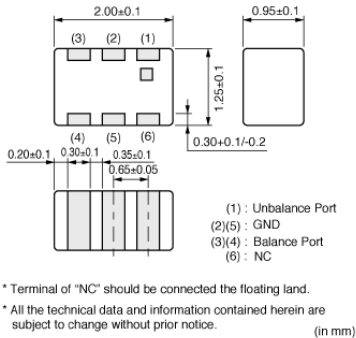
In Production

Recommended

RoHS

REACH

Appearance & Shape



Features

Chip type SMD baluns constructed with copper conductor and ceramic material.
 Ideal for high-frequency applications.
 Small-size and low-loss baluns can be customized for the balance impedance of 50ohm to 200ohm.

1. Available in the 4900MHz to 5850MHz frequency range.
2. Impedance at balanced terminals is 100ohm.
3. Small, Low-profiled SMD.
4. Low loss.
5. Available in tape and reel packing for automatic mounting.

Packaging Information

Packaging	Specifications	Minimum Order Quantity
-	180mm Embossed Tape	4000

Attention
 1.This datasheet is downloaded from the website of Murata Manufacturing Co., Ltd. Therefore, it's specifications are subject to change or our products in it may be discontinued without advance notice. Please check with our sales representatives or product engineers before ordering.
 2.This datasheet has only typical specifications because there is no space for detailed specifications.
 Therefore, please review our product specifications or consult the approval sheet for product specifications before ordering.

LDB215G3710C-001



Specifications

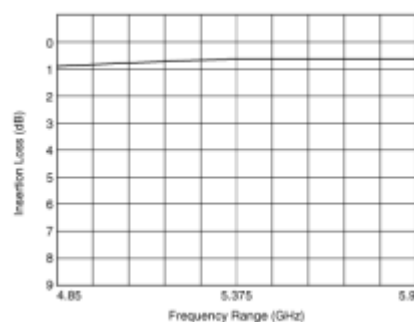
Applications	WLAN
Center Frequency	5375.00MHz
Frequency Range	4900.00MHz to 5850.00MHz
Insertion Loss I)	0.95dB max. (at 25°C)
Insertion Loss II)	1.10dB max. (-40 to +85°C)
Unbalance Impedance (Nom.)	50Ω
Balance Impedance (Differential) (Nom.)	100Ω
Unbalance Port VSWR	1.80 max. (Balance Port:at 100ohm)
Power Capacity	0.5W
Operating Temperature Range	-40°C to 85°C
L x W (size)	2.00x1.25mm
Thickness(max.)	1.05mm

Attention

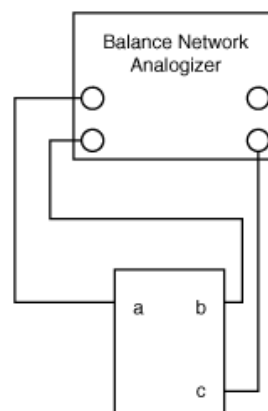
1.This datasheet is downloaded from the website of Murata Manufacturing Co., Ltd. Therefore, it's specifications are subject to change or our products in it may be discontinued without advance notice. Please check with our sales representatives or product engineers before ordering.
 2.This datasheet has only typical specifications because there is no space for detailed specifications.
 Therefore, please review our product specifications or consult the approval sheet for product specifications before ordering.

LDB215G3710C-001

Product Data

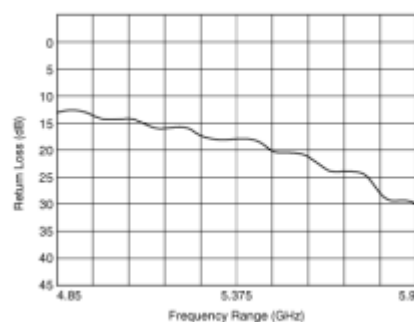


Insertion Loss Characteristics

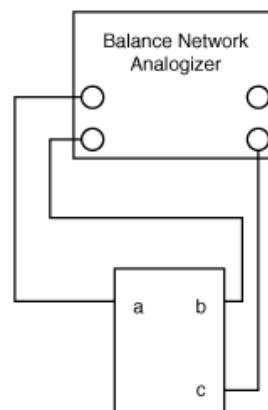


a : unbalance port
b, c : balance port

Measurement Circuit of Insertion Loss



Characteristics of Unbalance Port VSWR



a : unbalance port
b, c : balance port

Measurement Circuit of Unbalance Port VSWR

Attention

1.This datasheet is downloaded from the website of Murata Manufacturing Co., Ltd. Therefore, it's specifications are subject to change or our products in it may be discontinued without advance notice. Please check with our sales representatives or product engineers before ordering.
2.This datasheet has only typical specifications because there is no space for detailed specifications.
Therefore, please review our product specifications or consult the approval sheet for product specifications before ordering.