

NFZ32SW901HN10#

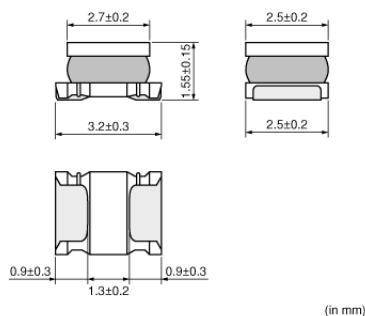
“#” indicates a package specification code.

In Production RoHS REACH

< List of part numbers with package codes >

NFZ32SW901HN10K NFZ32SW901HN10L

Appearance & Shape



Features

1. The NFZ series is an impedance component designed for the radiation noise ranges from 30 to 150MHz. With high impedance generated in small package, this product can suppress noise element connecting to noise conduction route in series. Moreover, with wide line up corresponding to various frequency range, optimum product can be selected according to the model or set.
2. The nickel barrier structure of the external electrodes provides excellent solder heat resistance.
3. NFZ series low DC Resistance. Large Current in a small. The Rated Current is the maximum 2.9A.

Applications

Other Usage

For general

Packaging Information

Packaging	Specifications	Minimum Order Quantity
K	330mm Embossed Tape	7500
L	180mm Embossed Tape	2000

Attention

1. This datasheet is downloaded from the website of Murata Manufacturing Co., Ltd. Therefore, it's specifications are subject to change or our products in it may be discontinued without advance notice. Please check with our sales representatives or product engineers before ordering.
2. This datasheet has only typical specifications because there is no space for detailed specifications. Therefore, please review our product specifications or consult the approval sheet for product specifications before ordering.

NFZ32SW901HN10#

“#” indicates a package specification code.



Specifications

Shape	SMD	Impedance (at 100MHz)	900Ω
Size Code (in mm)	3225	Impedance (at 100MHz) Tolerance	(Typ.)
Size Code (in inch)	1210	Operating Temperature Range (Self-temperature rise is included)	-40°C to 125°C
Length	3.2mm		
Length Tolerance	±0.3mm		
Width	2.5mm		
Width Tolerance	±0.2mm		
Thickness	1.55mm		
Thickness Tolerance	±0.15mm		
Rated Current	2.05A		
Operating Temperature Range	-40°C to 85°C		
Mass(typ.)	0.044g		
Number of Circuit	1		
DC Resistance(max.)	0.054Ω		
DC Resistance	0.045Ω±20%		
Impedance (at 1MHz)	6.8Ω		
Impedance (at 1MHz) Tolerance	±30%		

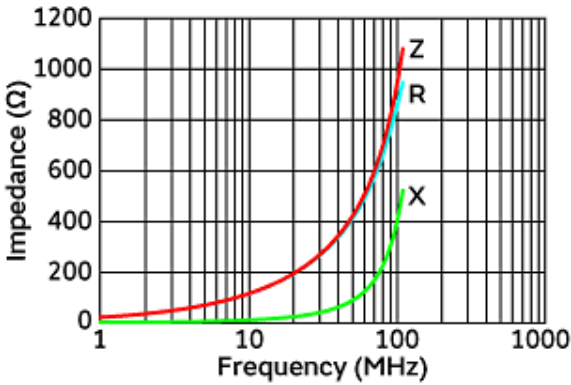
Attention

- 1.This datasheet is downloaded from the website of Murata Manufacturing Co., Ltd. Therefore, it's specifications are subject to change or our products in it may be discontinued without advance notice. Please check with our sales representatives or product engineers before ordering.
- 2.This datasheet has only typical specifications because there is no space for detailed specifications.
 Therefore, please review our product specifications or consult the approval sheet for product specifications before ordering.

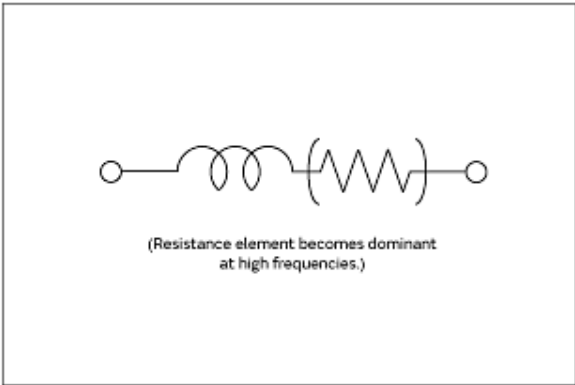
NFZ32SW901HN10#

“#” indicates a package specification code.

Product Data



Impedance-Frequency Characteristics



Equivalent Circuit

Attention

1.This datasheet is downloaded from the website of Murata Manufacturing Co., Ltd. Therefore, it's specifications are subject to change or our products in it may be discontinued without advance notice. Please check with our sales representatives or product engineers before ordering.
2.This datasheet has only typical specifications because there is no space for detailed specifications.
Therefore, please review our product specifications or consult the approval sheet for product specifications before ordering.