Pin Header SMD Right Angled 2,00 mm

Series **333**

pitch **2,00**

termination

contact size **□ 0,50**

max. pincount **036 / 072**

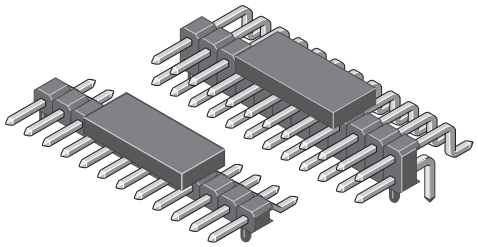

Rated current	1,5 A
Rated voltage	150 VRMS / VDC
Withstand voltage	500 VRMS for one minute
Material contact	Copper alloy
Material insulator	High temp. thermoplast UL94V-0
Operating temperature	-40°C to +105°C
Max. processing temper.	260°C for 10 seconds

All dimensions in mm.

Product group **3**

Variation

1

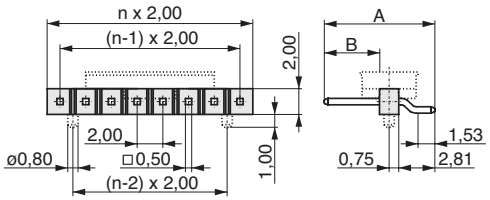

2

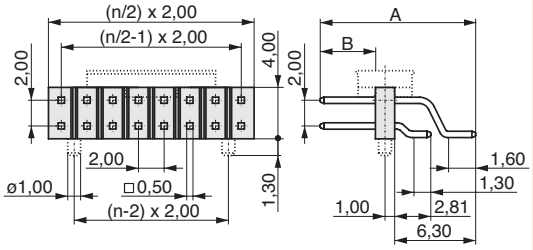

3

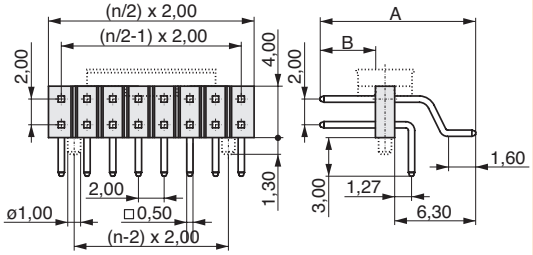

PCB Layout

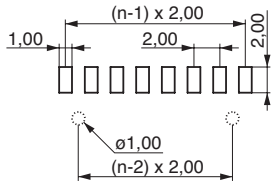

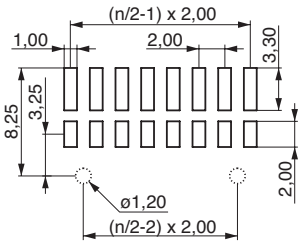

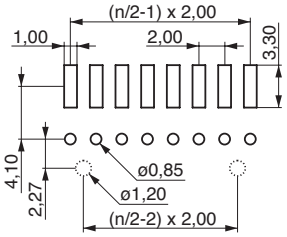

see figure left	see figure left	available in variation		
A	B			
7,51	3,20	1		
8,31	4,00	1		
8,76	4,45	1		
11,50	3,20		2	3
12,30	4,00		2	3
12,75	4,45		2	3

** Positioning peg
0 = Without peg
1 = With peg

Plating:
T = Sn
F = Au
S = Selective Au

Packaging:
R = Reel
T = Tube

* No. of contacts:
Variation 1 = 004 - 036
Variation 2 = 006 - 072
Variation 3 = 006 - 072

Cap:
0 = Without cap
1 = With cap

Order code: 3 3 3 - ? - ? ? ? - ? - ? - R ? ? - ? ? ? ?

Variation (1,2,3) | No. of contacts * (004,... - 072) | Positioning peg (0,1) | Plating contact (T,F,S) | Packaging (R,T) | Cap (0,1) | A (1/100 mm) e.g. 1000 = 10,00 mm

GARRY

www.mpe-connector.de

MPE-Garry GmbH • Schäfflerstraße 13 • 87629 Füssen • Germany • Phone: +49 (0) 83 62 / 91 56-0 • Fax: +49 (0) 83 62 / 91 56-500 • Email: vk@mpe-connector.de • www.mpe-connector.de

Mating series	156	159	422	158	413	160
see page	4-14	4-15	4-16	4-17	4-18	6-8