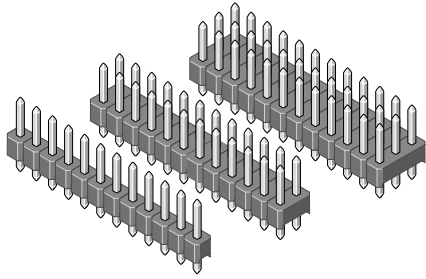


Pin Header 2,54 mm

Series

087



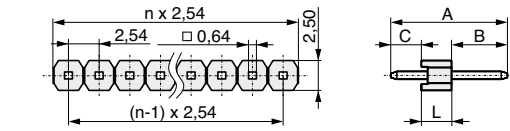
Rated current	3,0 A
Rated voltage	250 V _{RMS} / V _{DC}
Please consider air- and creepage distances	
Withstand voltage	500 V _{RMS} for one minute
Material contact	Copper alloy
Material insulator	High temp. thermoplast UL94V-0
Operating temperature	-40°C to +105°C
Max. processing temper.	260°C for 10 seconds

pitch	2,54
termination	
contact size	0,64
max. pincount	050/100/120

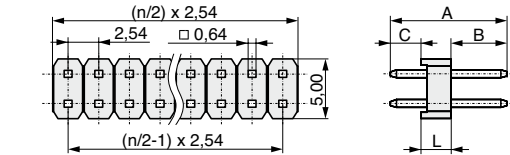
All dimensions in mm.

Product group **3**

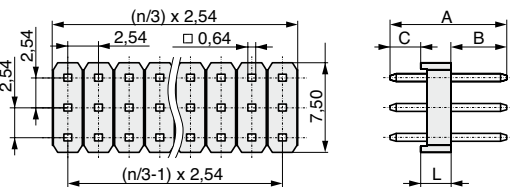
Variation



1

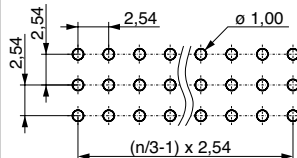
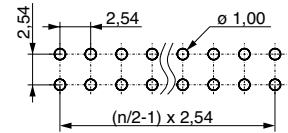
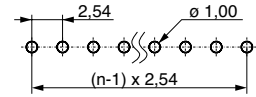


2



3

PCB Layout



see figure left	see figure left	see figure left	see figure left	available in variation
A	B	C	L	
10,20	5,20	2,50	2,50	1 2 3
11,30	5,50	3,30	2,50	1 2 3
10,80	5,80	2,50	2,50	1 2 3
12,60	6,80	3,30	2,50	1 2 3
13,90	8,20	3,30	2,50	1 2 3
14,70	9,00	3,30	2,50	1 2 3
16,50	10,70	3,30	2,50	1 2 3
17,70	12,10	3,30	2,50	1 2 3
19,80	14,00	3,30	2,50	1 2 3
21,60	15,80	3,30	2,50	1 2 3
22,80	17,00	3,30	2,50	1 2 3
24,90	19,10	3,30	2,50	1 2 3
10,00	6,00	2,50	1,50	1 2
10,60	6,60	2,50	1,50	1 2
11,10	6,30	3,30	1,50	1 2
13,80	9,00	3,30	1,50	1 2
14,30	9,50	3,30	1,50	1 2
14,60	9,80	3,30	1,50	1 2
16,80	12,00	3,30	1,50	1 2
19,60	14,80	3,30	1,50	1 2
21,40	16,60	3,30	1,50	1 2
22,60	17,80	3,30	1,50	1 2
24,70	19,90	3,30	1,50	1 2

Plating:
 T = Sn
 F = Au
 S = Selective Au

* No. of contacts:
 Variation 1 = 001 - 050
 Variation 2 = 002 - 100
 Variation 3 = 003 - 120

Variation (1,2,3)

No. of contacts*
(001, ... - 120)

Plating contact (T,...)

A (1/100 mm)
 e.g. 1000 = 10,00 mm



www.mpe-connector.de

CS17081_V3

Order code:

087-1-222-0-1-XS0-2222

Mating series	094	095	096	097	298	299	099	100	098	366	111	115	612	613	114	122	120	430		
see page	4-22	4-23	4-24	4-25	4-26	4-27	4-28	4-29	4-30	4-31	4-32	4-33	4-34	4-35	4-37	6-38	4-39	6-10		