

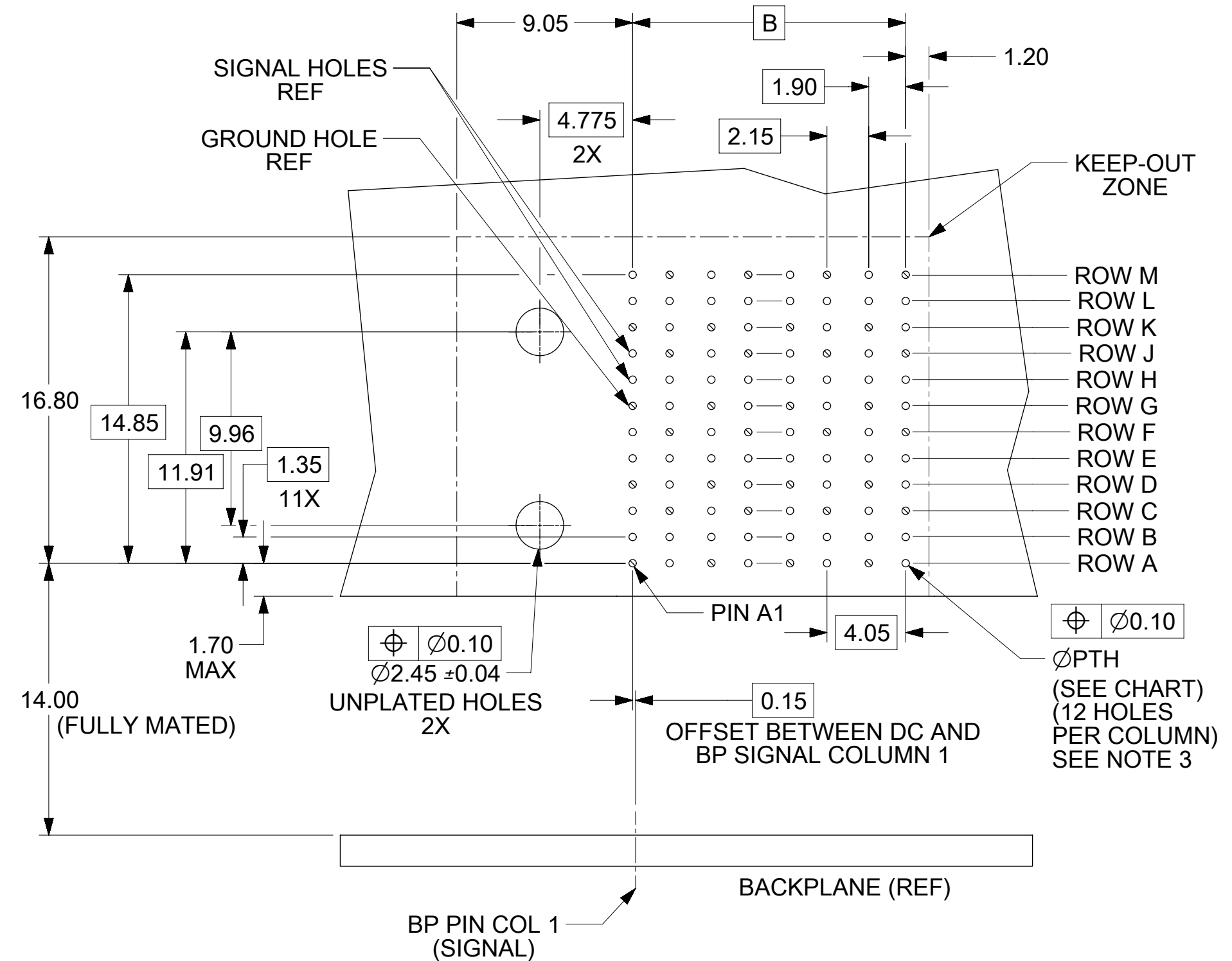
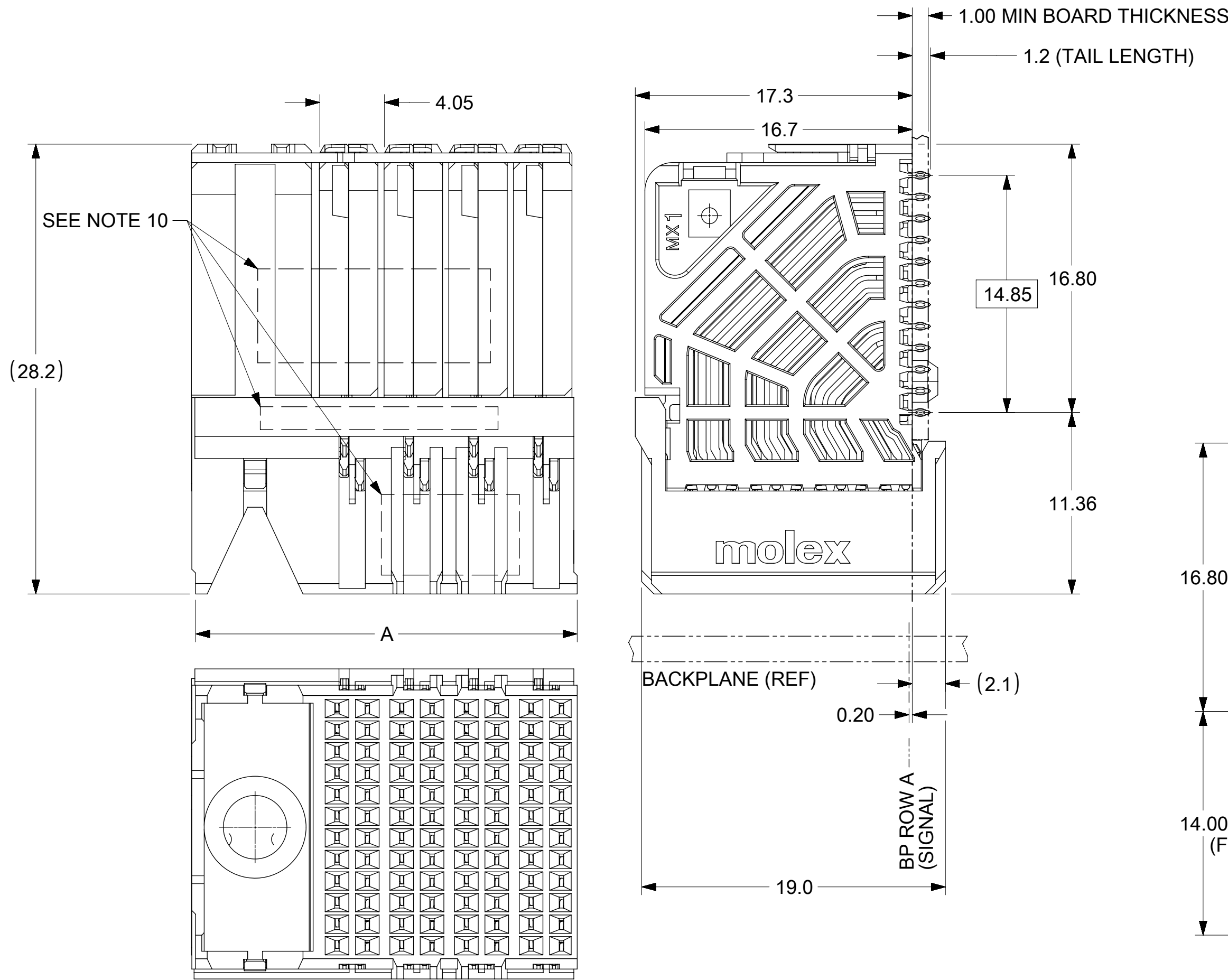
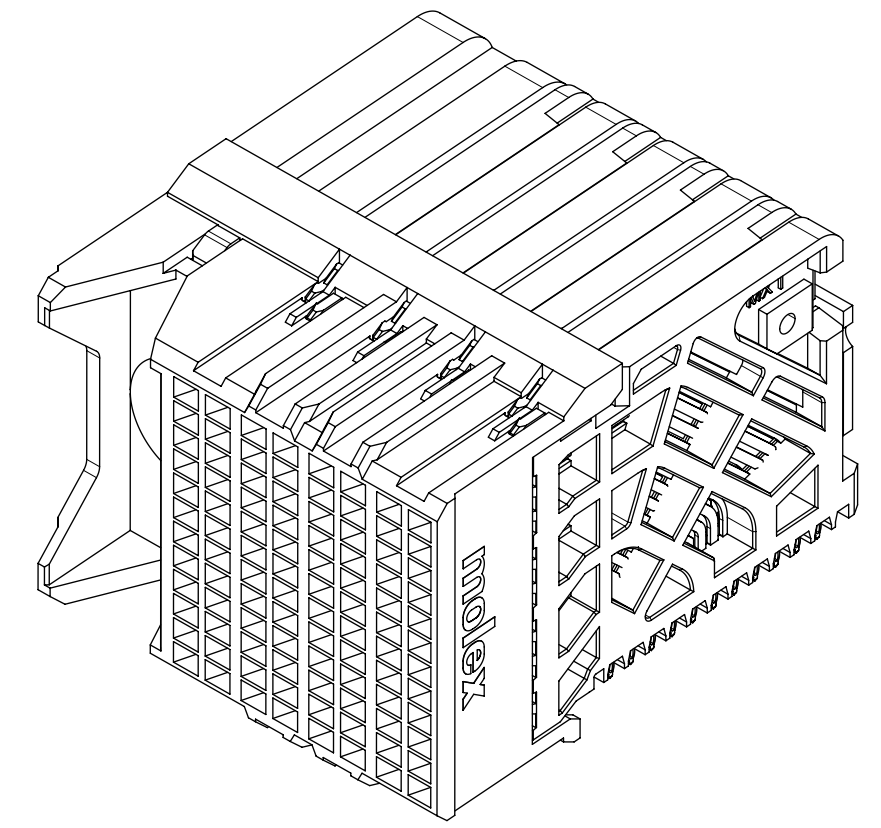


MATERIAL NUMBER	# OF COLUMNS	# OF DIFF PAIR	DIM "A" MAX	DIM "B"	PTH $\varnothing$
76850-3006	6	24	20.25	10.00	0.46 $\pm$ 0.05
76850-3036	6	24	20.25	10.00	0.39 $\pm$ 0.05
76850-3008	8	32	24.30	14.05	0.46 $\pm$ 0.05
76850-3038	8	32	24.30	14.05	0.39 $\pm$ 0.05
76850-3010	10	40	28.35	18.10	0.46 $\pm$ 0.05
76850-3020	10	40	28.35	18.10	0.39 $\pm$ 0.05

76850-\*0\*\*

MODULE & TAIL PLATING TYPE  
3 = LEFT GUIDED, LEAD-FREE

# OF COLUMNS  
06 = 6 COL 0.46 PTH  
36 = 6 COL 0.39 PTH  
08 = 8 COL 0.46 PTH  
38 = 8 COL 0.39 PTH  
10 = 10 COL 0.46 PTH  
20 = 10 COL 0.39 PTH



NOTES:

1. MATERIALS: HOUSING - LIQUID CRYSTAL POLYMER (LCP), GLASS-FILLED, UL94V-0  
TERMINALS - HIGH PERFORMANCE COPPER ALLOY
2. FINISH: 30 $\mu$ IN MIN GOLD IN CONTACT AREA. SELECTIVE TIN ON PCB TAILS. NICKEL OVERALL.
3. REFER TO MOLEX PRODUCT SPEC PS-76060-999 FOR PERFORMANCE SPECIFICATIONS AND ADDITIONAL PCB INFORMATION.
4. EACH SIGNAL WAFER CONTAINS 2 COLUMNS OF TERMINALS.
5. PRODUCT IS PACKAGED PER PK-70873-610.
6. THIS PART CONFORMS TO CLASS B REQUIREMENTS OF COSMETIC SPEC PS-45499-002.
7. REFER TO MOLEX SALES DRAWING SD-76845-002 FOR THE MATING HEADERS.
8. WHEN USING MOLEX SUPPLIED #2-32 SCREW 73726-0000 (9.50mm  $\pm$ 0.38 THREADABLE SCREW LENGTH), THE MAXIMUM BOARD THICKNESS IS 4.4mm.
9. REFER TO MOLEX ROUTING GUIDE AS-76850-990 FOR ADDITIONAL PCB LAYOUT AND ROUTING RECOMMENDATIONS.
10. MARKING: LOCATED APPROXIMATELY AS SHOWN. PART NUMBER AND DATE CODE.

DAUGHTERCARD HOLE PATTERN  
(CONNECTOR SIDE)

THIS DRAWING CONTAINS INFORMATION THAT IS PROPRIETARY TO MOLEX ELECTRONIC TECHNOLOGIES, LLC AND SHOULD NOT BE USED WITHOUT WRITTEN PERMISSION											
DIMENSION UNITS		SCALE		CURRENT REV DESC: MIGRATED TO NX							
mm		NTS		<p>IMPACT DAUGHTERCARD 4 PAIR ORTHOGONAL GUIDE LEFT SALES DWG</p> <p>PRODUCT CUSTOMER DRAWING</p> <p>DOCUMENT NUMBER: SD-76850-002    DOC TYPE: PSD    DOC PART: 001    REVISION: B4</p> <p>MATERIAL NUMBER: SEE CHART    CUSTOMER: GENERAL MARKET    SHEET NUMBER: 1 OF 1</p>							
GENERAL TOLERANCES (UNLESS SPECIFIED)											
ANGULAR TOL $\pm$ 0.5°											
4 PLACES $\pm$											
3 PLACES $\pm$											
2 PLACES $\pm$ 0.15											
1 PLACE $\pm$ 0.25											
0 PLACES $\pm$											
DRAFT WHERE APPLICABLE MUST REMAIN WITHIN DIMENSIONS				THIRD ANGLE PROJECTION		DRAWING		SERIES		MATERIAL NUMBER	
				C-SIZE		76850		2010/01/11		SEE CHART	
								2010/01/14		GENERAL MARKET	