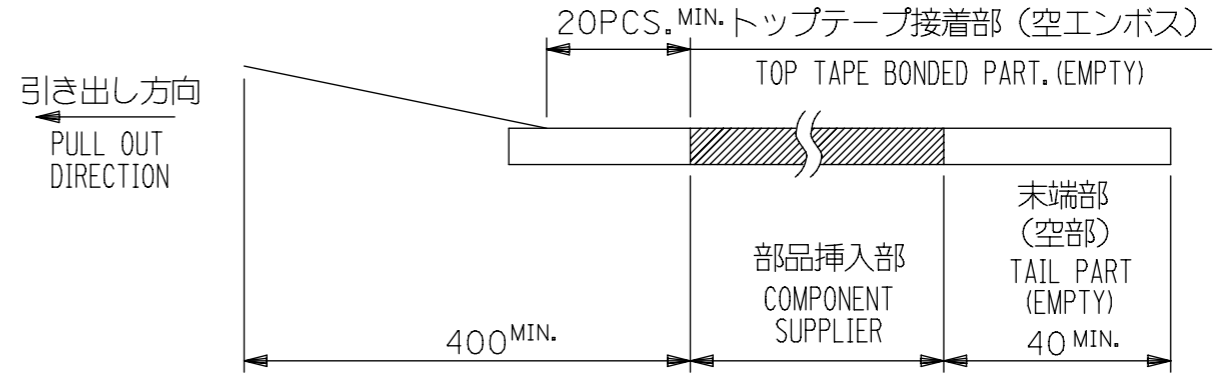
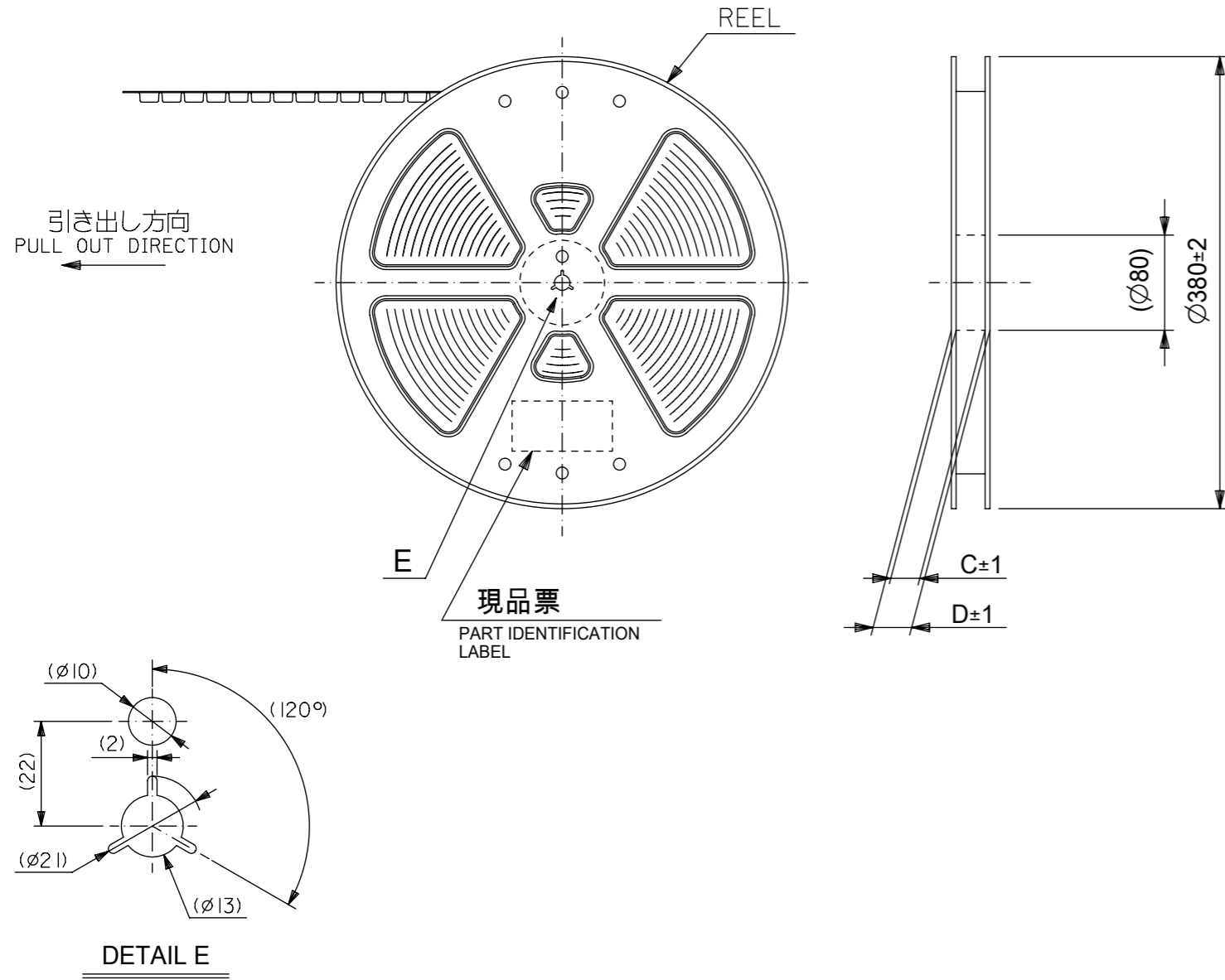
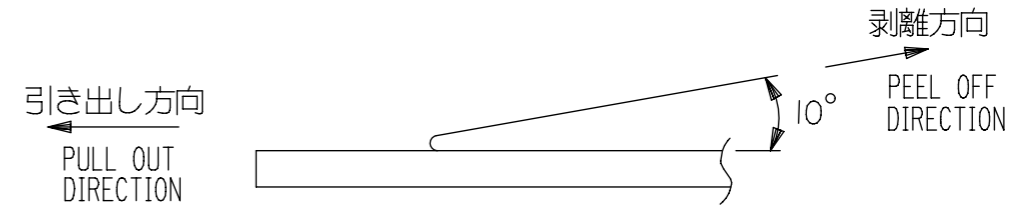


NOTES

- 製品詳細寸法については図面 512811000-SD を参照下さい。
RE DETAILED DIMENSION, SEE 512811000-SD
- 梱包数量：3000個/リール
NUMBER OF CONNECTORS : 3000PCS/REEL
- リードテープ長さ LEAD TAPE LENGTH

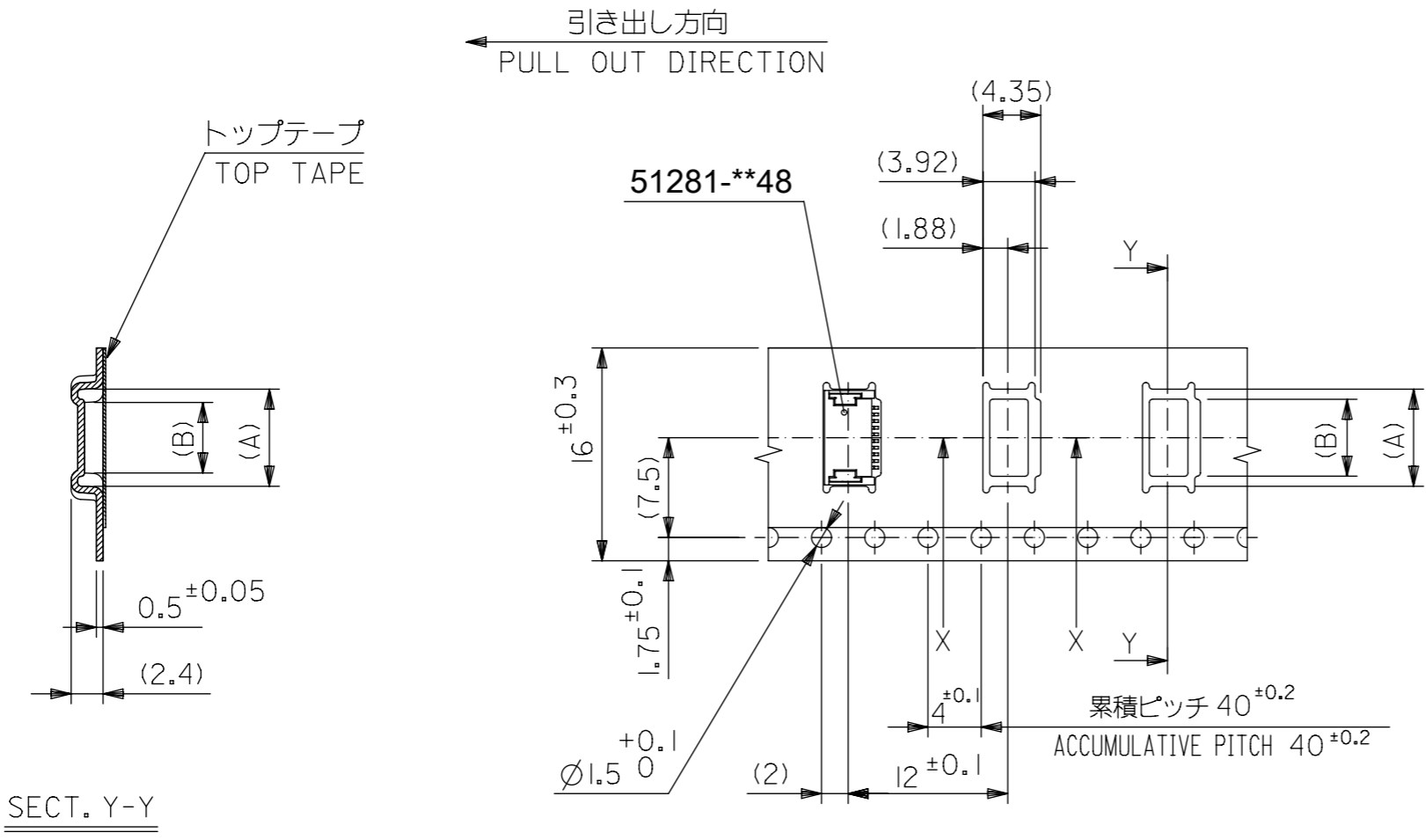


- トップテープの剥離強度：0.1N~1.3N {10gf~130gf}
(剥離方向は下図参照)
尚、本規格値は出荷時に適用。(但し、輸送時に剥離が発生しないこと。)
PEELING OFF FORCE OF TOP TAPE : 0.1N~1.3N {10gf~130gf}
(PEELING DIRECTION AS SHOWN IN FOLLOWING FIG.)
THIS REQUIREMENT SHOULD BE APPLIED AT SHIPMENT.
PEEL OFF SHOULD NOT BE ALLOWED , DURING TRANSPORTATION.



- 材料 (MATERIAL)
キャリアテープ (CARRIER TAPE) : ポリプロピレン (POLYPROPYLENE)
トップテープ (TOPTAPE) : PET , PE , PEF
リール (REEL) : ポリスチレン (PS) <リサイクル材含む>
POLYSTYRENE (PS) <RECYCLE MATERIAL CONTAINED>
- C, D 寸法は SHEET 2 ~ 3 を参照下さい。
SEE SHEET 2 ~ 3 (DIMENSION C, D).

THIS DRAWING CONTAINS INFORMATION THAT IS PROPRIETARY TO MOLEX ELECTRONIC TECHNOLOGIES, LLC AND SHOULD NOT BE USED WITHOUT WRITTEN PERMISSION									
DIMENSION UNITS		SCALE		CURRENT REV DESC:				molex	
mm		NTS							
GENERAL TOLERANCES (UNLESS SPECIFIED)				EC NO: 708402				0.5 FPC CONN NON-ZIF (HGT=1.2MM) EMBSTP PKG	
ANGULAR TOL ± 3.0°				DRWN: NARENC 2022/05/27				PRODUCT CUSTOMER DRAWING	
4 PLACES ± 0.2				CHK'D: SMARUYAMA 2022/05/30					
3 PLACES ± 0.2				APPR: YNAITO 2022/05/30				DOCUMENT NUMBER	
2 PLACES ± 0.2				INITIAL REVISION:					
1 PLACE ± 0.2				DRWN: NARENC 2022/05/16				512810000-SD	
0 PLACES ± 0.2				APPR: YNAITO 2022/05/30					
DRAFT WHERE APPLICABLE MUST REMAIN WITHIN DIMENSIONS				THIRD ANGLE PROJECTION		DRAWING		MATERIAL NUMBER	
				A3-SIZE		SERIES		CUSTOMER	
				51281		SEE SHEET 2 TO 4		GENERAL MARKET	
						SHEET NUMBER		1 OF 4	

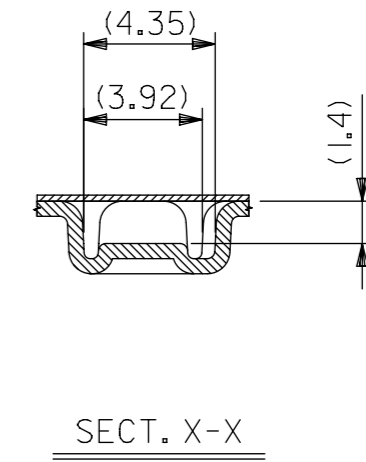
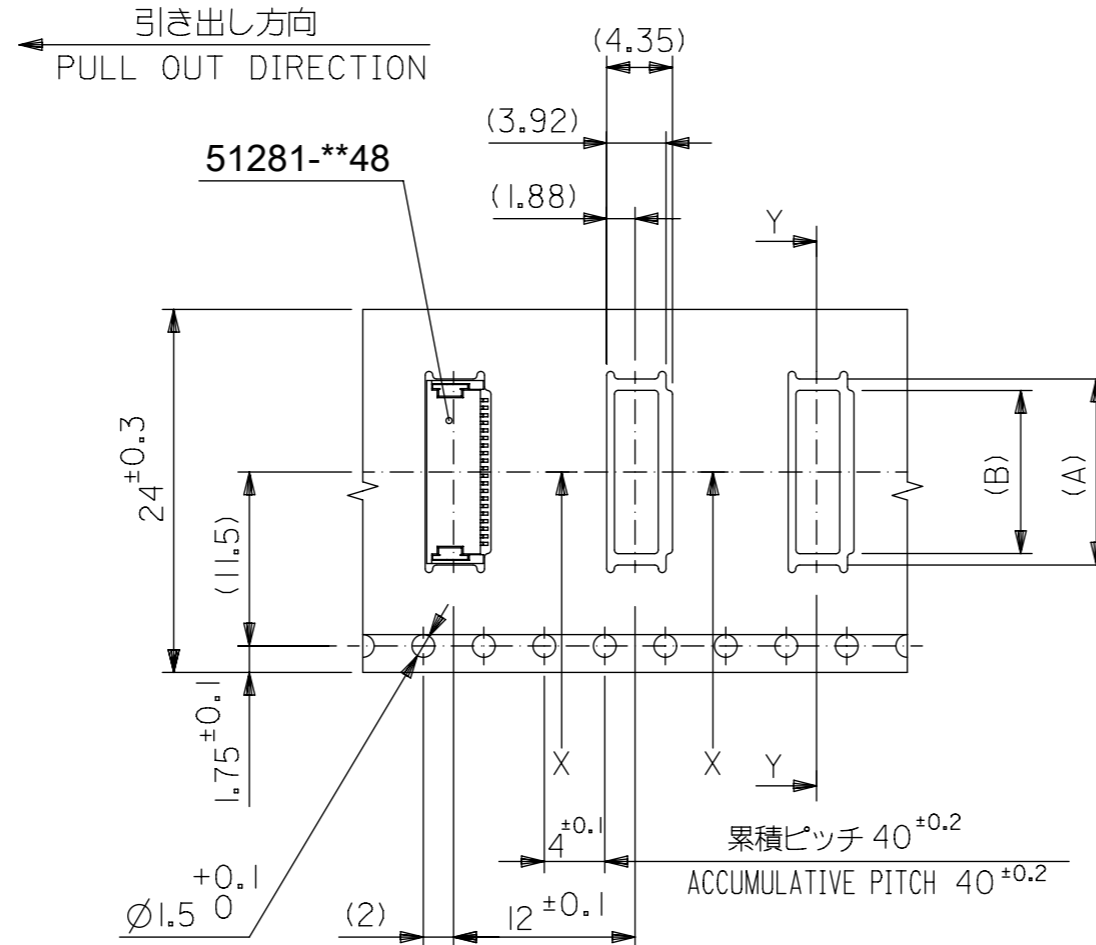
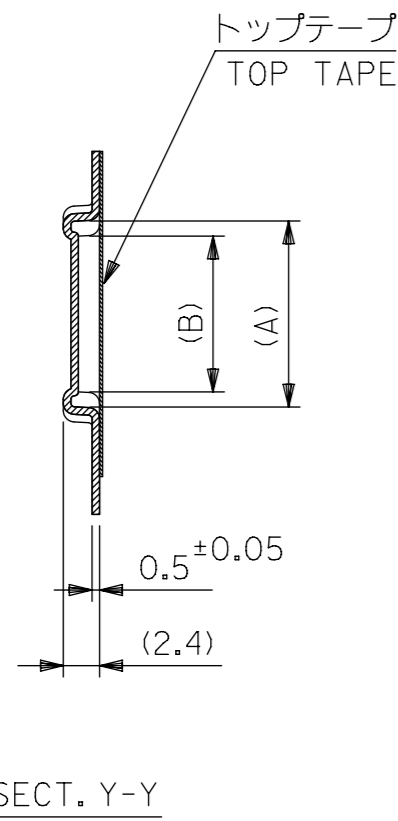


16mm幅キャリアテープ
16mm WIDTH CARRIER TAPE

16	21.4	17.4	4.3	6.3	51281-0898	8
			3.8	5.8	51281-0798	7
			3.3	5.3	51281-0698	6
			2.8	4.8	51281-0598	5
キャリアテープ幅 CARRIER TAPE WIDTH	D	C	(B)	(A)	製品番号 MATERIAL No.	極数 CIRCUIT

THIS DRAWING CONTAINS INFORMATION THAT IS PROPRIETARY TO MOLEX ELECTRONIC TECHNOLOGIES, LLC AND SHOULD NOT BE USED WITHOUT WRITTEN PERMISSION

DIMENSION UNITS mm	SCALE NTS	CURRENT REV DESC:		molex		
GENERAL TOLERANCES (UNLESS SPECIFIED)		EC NO: 708402				
ANGULAR TOL	± 3.0 °	DRWN: NARENC 2022/05/27		PRODUCT CUSTOMER DRAWING		
4 PLACES	± 0.2	CHK'D: SMARUYAMA 2022/05/30		DOCUMENT NUMBER		
3 PLACES	± 0.2	APPR: YNAITO 2022/05/30		512810000-SD		
2 PLACES	± 0.2	INITIAL REVISION:		DOC TYPE	DOC PART	REVISION
1 PLACE	± 0.2	DRWN: NARENC 2022/05/16		PSD	000	A
0 PLACES	± 0.2	APPR: YNAITO 2022/05/30		SHEET NUMBER		
DRAFT WHERE APPLICABLE MUST REMAIN WITHIN DIMENSIONS		THIRD ANGLE PROJECTION	DRAWING	SERIES	MATERIAL NUMBER	CUSTOMER
			A3-SIZE	51281	SEE TABLE	GENERAL MARKET

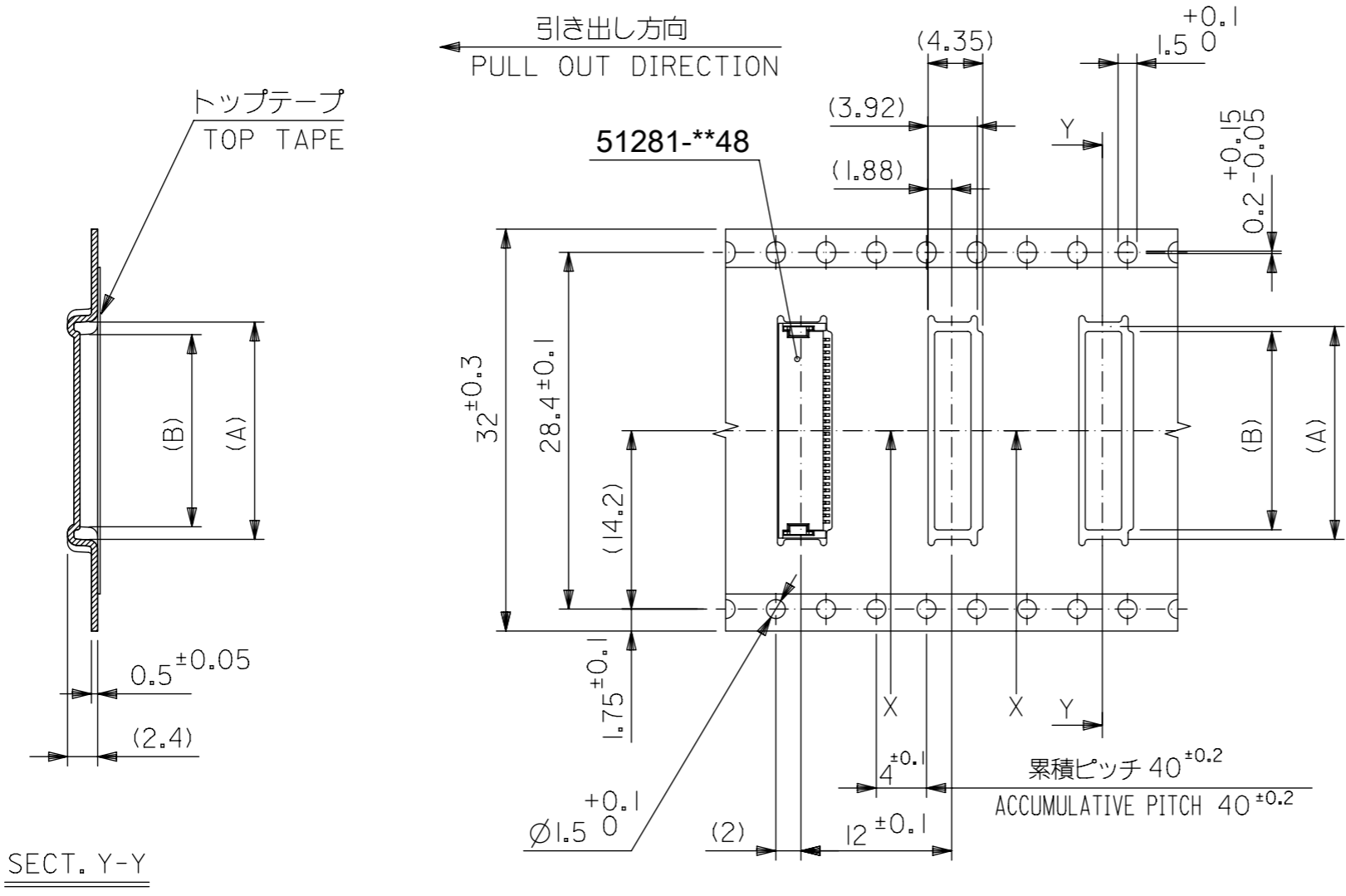


24mm幅キャリアテープ
24mm WIDTH CARRIER TAPE

24	29.4	25.4	12.3	14.3	51281-2498	24		
			11.3	13.3	51281-2298	22		
			10.3	12.3	51281-2098	20		
			9.3	11.3	51281-1898	18		
			8.3	10.3	51281-1698	16		
			7.3	9.3	51281-1498	14		
			6.3	8.3	51281-1298	12		
			5.8	7.8	51281-1198	11		
			5.3	7.3	51281-1098	10		
4.8	6.8	51281-0998	9					
キャリアテープ幅 CARRIER TAPE WIDTH			D	C	(B)	(A)	製品番号 MATERIAL No.	極数 CIRCUIT

THIS DRAWING CONTAINS INFORMATION THAT IS PROPRIETARY TO MOLEX ELECTRONIC TECHNOLOGIES, LLC AND SHOULD NOT BE USED WITHOUT WRITTEN PERMISSION

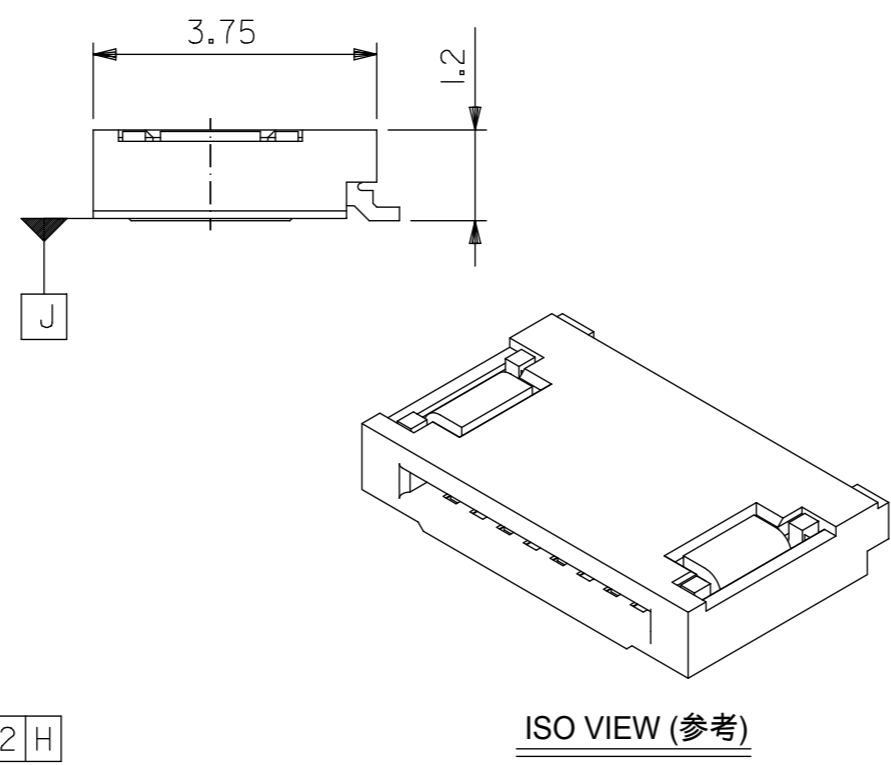
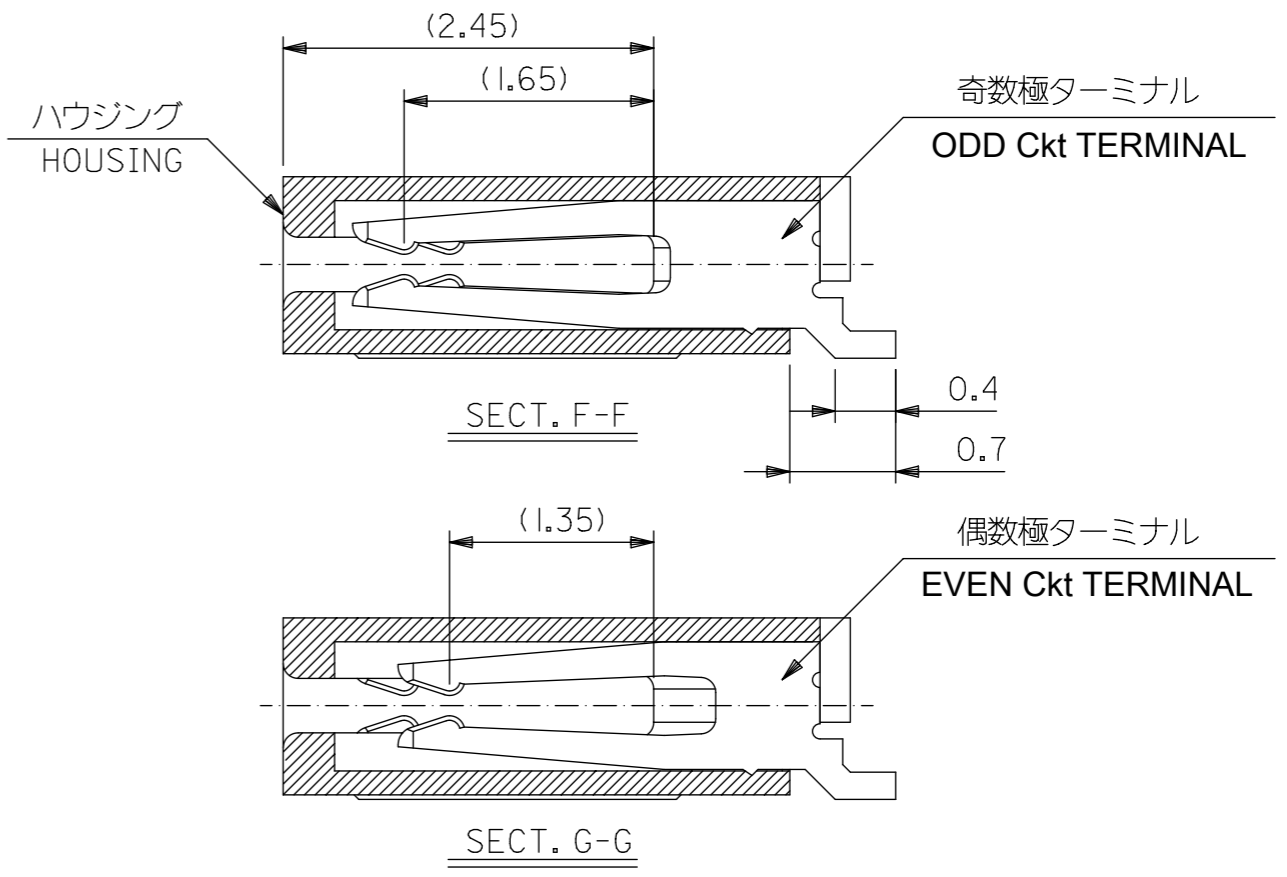
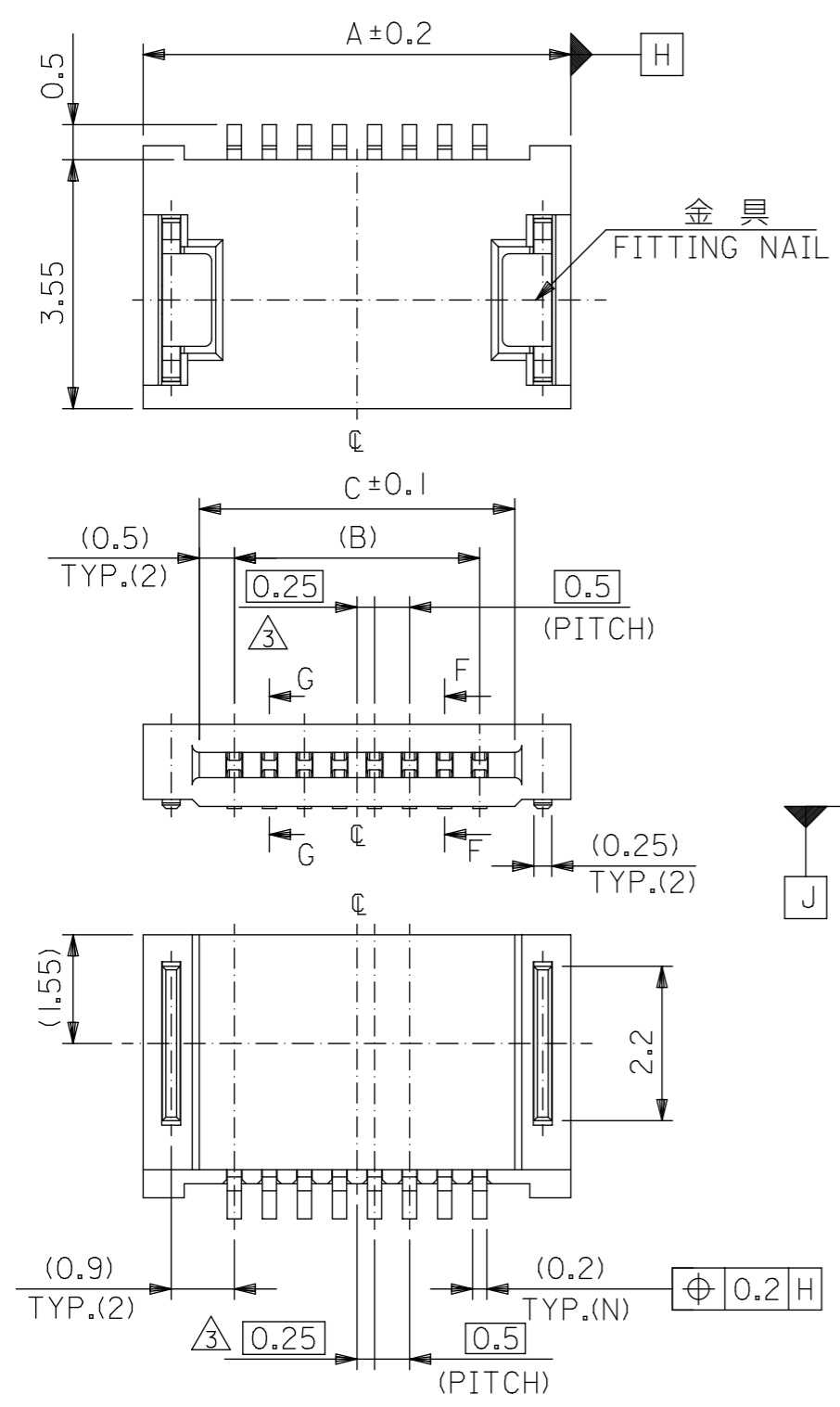
DIMENSION UNITS mm	SCALE NTS	CURRENT REV DESC:		molex			
GENERAL TOLERANCES (UNLESS SPECIFIED)		EC NO: 708402					
ANGULAR TOL ± 3.0°	4 PLACES ± 0.2	DRWN: NARENC 2022/05/27		PRODUCT CUSTOMER DRAWING			
3 PLACES ± 0.2	2 PLACES ± 0.2	CHK'D: SMARUYAMA 2022/05/30		DOCUMENT NUMBER			
2 PLACES ± 0.2	1 PLACE ± 0.2	APPR: YNAITO 2022/05/30		512810000-SD			
1 PLACE ± 0.2	0 PLACES ± 0.2	INITIAL REVISION:		DOC TYPE			
DRAFT WHERE APPLICABLE MUST REMAIN WITHIN DIMENSIONS		DRWN: NARENC 2022/05/16		PSD			
THIRD ANGLE PROJECTION		APPR: YNAITO 2022/05/30		DOC PART			
DRAWING		SERIES		000			
A3-SIZE		51281		REVISION			
MATERIAL NUMBER		CUSTOMER		A			
SEE TABLE		GENERAL MARKET		SHEET NUMBER			
3 OF 4							



32mm幅キャリアテープ
32mm WIDTH CARRIER TAPE

32	37.4	33.4	13.3	15.3	51281-2698	26
キャリアテープ幅 CARRIER TAPE WIDTH	D	C	(B)	(A)	製品番号 MATERIAL No.	極数 CIRCUIT

THIS DRAWING CONTAINS INFORMATION THAT IS PROPRIETARY TO MOLEX ELECTRONIC TECHNOLOGIES, LLC AND SHOULD NOT BE USED WITHOUT WRITTEN PERMISSION		CURRENT REV DESC:		molex	
DIMENSION UNITS	SCALE	EC NO: 708402			
mm	NTS	DRWN: NARENC 2022/05/27		0.5 FPC CONN NON-ZIF (HGT=1.2MM) EMBSTP PKG	
GENERAL TOLERANCES (UNLESS SPECIFIED)		CHK'D: SMARUYAMA 2022/05/30			
ANGULAR TOL	± 3.0°	APPR: YNAITO 2022/05/30		PRODUCT CUSTOMER DRAWING	
4 PLACES	± 0.2	INITIAL REVISION:		DOCUMENT NUMBER	
3 PLACES	± 0.2	DRWN: NARENC 2022/05/16		512810000-SD	
2 PLACES	± 0.2	APPR: YNAITO 2022/05/30		DOC TYPE	DOC PART
1 PLACE	± 0.2	THIRD ANGLE PROJECTION		PSD	000
0 PLACES	± 0.2	DRAWING	SERIES	REVISION	A
DRAFT WHERE APPLICABLE MUST REMAIN WITHIN DIMENSIONS		A3-SIZE	51281	MATERIAL NUMBER	SHEET NUMBER
				SEE TABLE	4 OF 4
				CUSTOMER	
				GENERAL MARKET	

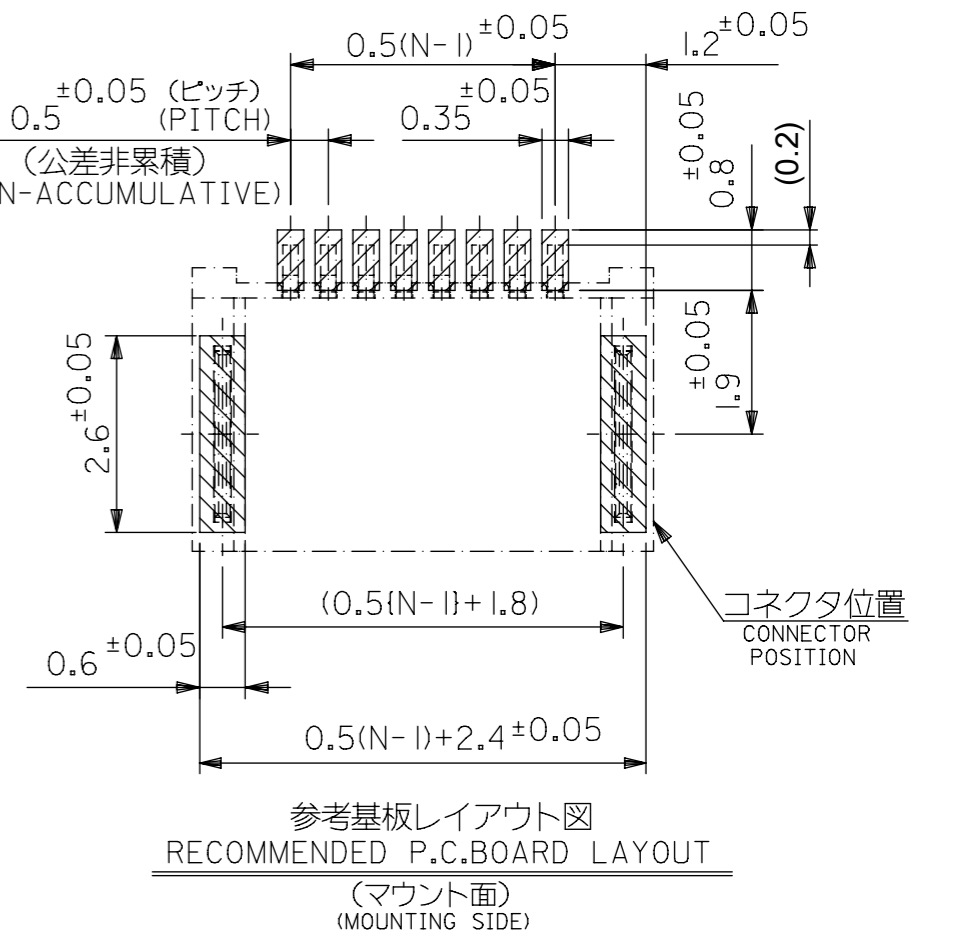
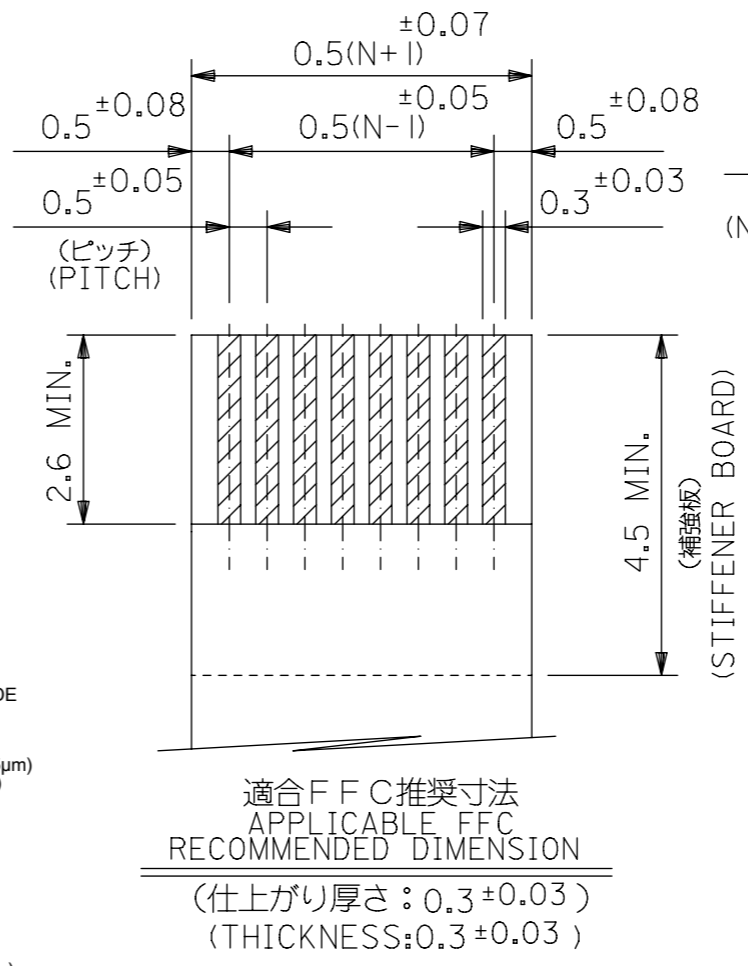
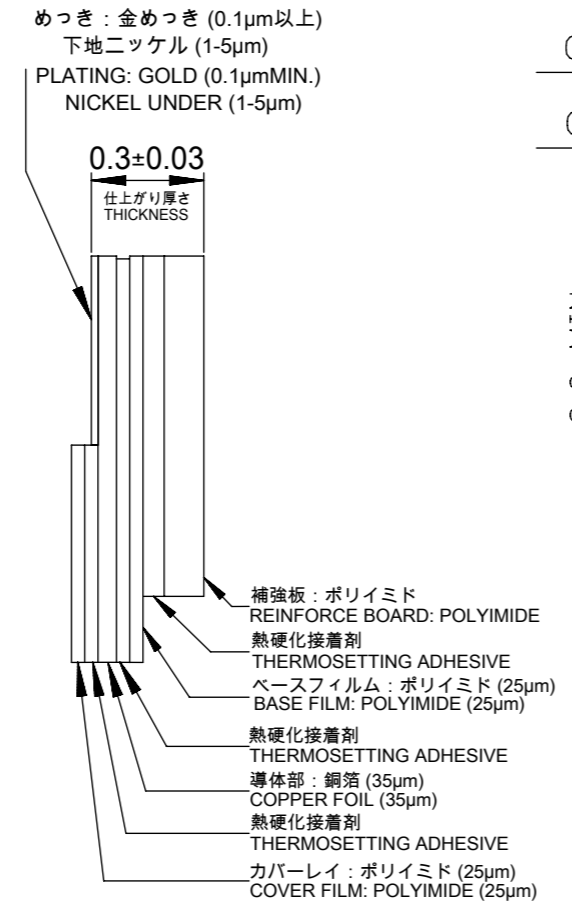
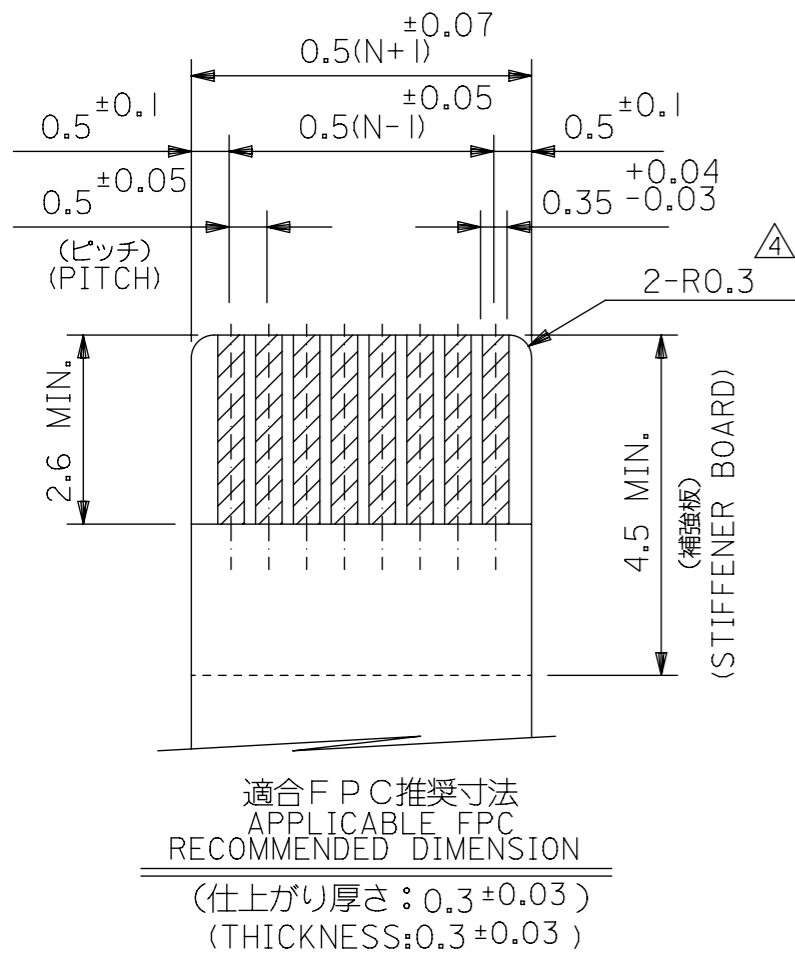


13.5	12.5	15.1	51281-2698	26
12.5	11.5	14.1	51281-2498	24
11.5	10.5	13.1	51281-2298	22
10.5	9.5	12.1	51281-2098	20
9.5	8.5	11.1	51281-1898	18
8.5	7.5	10.1	51281-1698	16
7.5	6.5	9.1	51281-1498	14
6.5	5.5	8.1	51281-1298	12
6.0	5.0	7.6	51281-1198	11
5.5	4.5	7.1	51281-1098	10
5.0	4.0	6.6	51281-0998	9
4.5	3.5	6.1	51281-0898	8
4.0	3.0	5.6	51281-0798	7
3.5	2.5	5.1	51281-0698	6
3.0	2.0	4.6	51281-0598	5
C	B	A	EMBOSSED TAPE ORDER No. オーダー番号	CIRCUIT

CONNECTOR SERIES NO. : 51281-**48

THIS DRAWING CONTAINS INFORMATION THAT IS PROPRIETARY TO MOLEX ELECTRONIC TECHNOLOGIES, LLC AND SHOULD NOT BE USED WITHOUT WRITTEN PERMISSION

DIMENSION UNITS	SCALE	CURRENT REV DESC:		molex			
mm	NTS						
GENERAL TOLERANCES (UNLESS SPECIFIED)				0.5 FPC CONN NON-ZIF HSG ASSY (HGT=1.2MM)			
ANGULAR TOL ± 3.0°				PRODUCT CUSTOMER DRAWING			
4 PLACES	± 0.2	EC NO: 708402	2022/05/27	DOCUMENT NUMBER			
3 PLACES	± 0.2	DRWN: NARENC	2022/05/30	DOC TYPE			
2 PLACES	± 0.2	CHK'D: SMARUYAMA	2022/05/30	DOC PART			
1 PLACE	± 0.2	APPR: YNAITO	2022/05/30	REVISION			
0 PLACES	± 0.2	INITIAL REVISION:		512811000-SD			
DRAFT WHERE APPLICABLE MUST REMAIN WITHIN DIMENSIONS				DRWN: NARENC	2022/05/17	PSD	000
THIRD ANGLE PROJECTION				APPR: YNAITO	2022/05/30	A	
DRAWING				SERIES	MATERIAL NUMBER	CUSTOMER	SHEET NUMBER
A3-SIZE				51281	SEE TABLE	GENERAL MARKET	1 OF 2



注記 NOTES

1. 使用材料 MATERIAL
ハウジング: 液体ポリマー ガラス充填 UL94V-0
HOUSING: LIQUID CRYSTAL POLYMER (GRASS FILLED) UL94-0
ターミナル: リン青銅 (t=0.2), ニッケル下地, コンタクト部: 金メッキ, テール部: 錫メッキ
TERMINAL: PHOSPHOR-BRONZE, CONTACT: GOLD, TAIL: TIN, OVER NICKEL PLATING
金具: リン青銅 (t=0.25), ニッケル下地 純錫メッキ
2. FITTING NAIL: PHOSPHOR-BRONZE, PURE-TIN OVER NICKEL PLATING
ソルダーテール半田付け面のズレ量、及び金具半田付け面のズレ量は、基準面 J に対し、
上方向 0.1 MAXIMUM 下方向 0.15 MAXIMUMとする。
又、相互のバラツキ量は 0.1 MAXIMUMとする。
MISALIGNMENT OF SOLDER TAILS AND FITTING NAILS FROM J
UPPER DIRECTION ; 0.1 MAXIMUM, LOWER DIRECTION ; 0.15 MAXIMUM.
OFFSET BETWEEN SOLDER TAILS AND FITTING NAILS ; 0.1 MAXIMUM.
3. 偶数極に適用
TO BE APPLIED ONLY WHEN ALL CIRCUIT ARE EVEN.
4. R0.3は、FPCの導体部にかからないこと。
R0.3 MUST NOT BE OVERLAPPED TO PATTERN OF FPC.
5. FPC/FFCについて:
打抜き方向は導体側から補強版側を推奨いたします。
導体部については軟銅箔35µmまたは50µm
メッキ厚0.1 µm以上金メッキ(電気メッキ)を推奨いたします。
RECOMMENDED PUCHER DIRECTION :
FROM CONDUCTOR SIDE TO STIFFENER BOARD SIDE.
RECOMMENDED CONDUCTOR SPEC :
THICKNESS OF SOFT COPPER FOIL : 35 µm or 50 µm
GOLD PLATING : 0.1 µm MIN. (ELECTRICAL PLATING)

6. 本製品は51281-**20の鉛フリー品である。
THIS PRODUCT IS LEAD FREE OF 51281-**20.
7. ソルダーテールの平坦度は、0.1 MAXIMUMとする。
SOLDER TAIL COPLANARITY IS 0.1 MAXIMUM.

THIS DRAWING CONTAINS INFORMATION THAT IS PROPRIETARY TO MOLEX ELECTRONIC TECHNOLOGIES, LLC AND SHOULD NOT BE USED WITHOUT WRITTEN PERMISSION		CURRENT REV DESC:		molex			
DIMENSION UNITS	SCALE						
mm	NTS			PRODUCT CUSTOMER DRAWING			
GENERAL TOLERANCES (UNLESS SPECIFIED)		EC NO: 708402		DOCUMENT NUMBER			
ANGULAR TOL ± 3.0°		DRWN: NARENC 2022/05/27		512811000-SD			
4 PLACES ± 0.2		CHK'D: SMARUYAMA 2022/05/30		DOC TYPE DOC PART REVISION			
3 PLACES ± 0.2		APPR: YNAITO 2022/05/30		PSD 000 A			
2 PLACES ± 0.2		INITIAL REVISION:		MATERIAL NUMBER CUSTOMER			
1 PLACE ± 0.2		DRWN: NARENC 2022/05/17		SEE SHEET 1 GENERAL MARKET			
0 PLACES ± 0.2		APPR: YNAITO 2022/05/30		SHEET NUMBER			
DRAFT WHERE APPLICABLE MUST REMAIN WITHIN DIMENSIONS		THIRD ANGLE PROJECTION	DRAWING	SERIES	MATERIAL NUMBER	CUSTOMER	SHEET NUMBER
			A3-SIZE	51281	SEE SHEET 1	GENERAL MARKET	2 OF 2