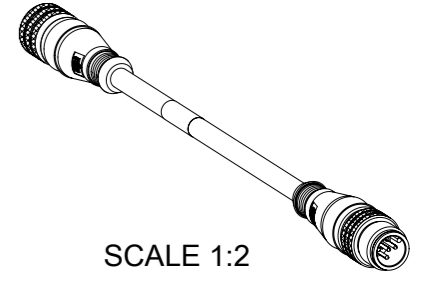
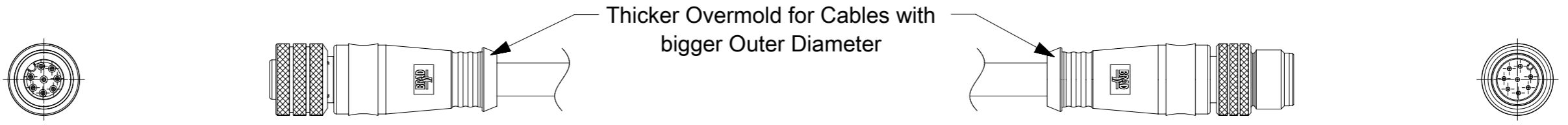
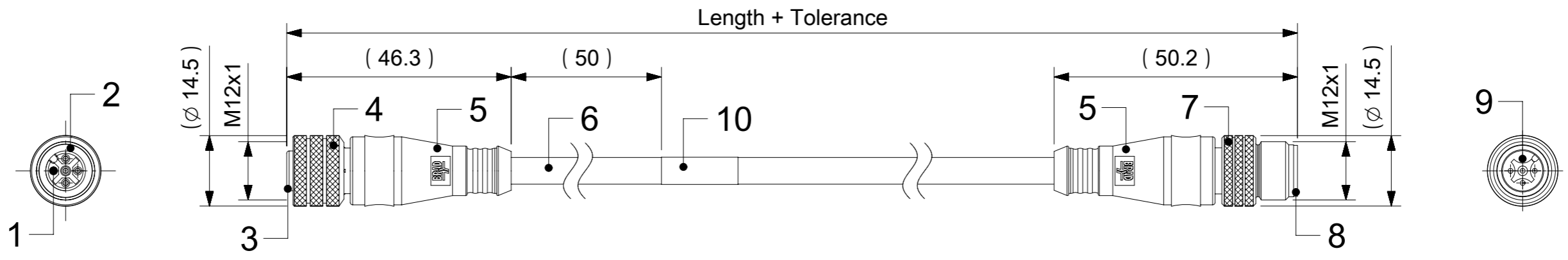


FEMALE PLUG M12 STRAIGHT TO MALE PLUG M12 STRAIGHT

REVISION A2 ADDED NEW PN



NOTES:
 RATED VOLTAGE: 3, 4 contacts 250V per IEC 60664
 5 contacts 60V per IEC 60664
 5 contacts 250V per UL 2238
 8 contacts 30V per IEC 60664
 RATED CURRENT: 3, 4, 5 contacts 4A
 8 contacts 2A
 PROTECTION CLASS: IP 67
 TEMPERATURE: -25°C / +85°C

CONTACTS POSITION FRONT VIEW:

	3 CONTACTS		4 CONTACTS		5 CONTACTS		8 CONTACTS	
FEMALE								
MALE								
CONNECTIONS	PIN	WIRE	PIN	WIRE	PIN	WIRE	PIN	WIRE
	1	BROWN	1	BROWN	1	BROWN	1	WHITE
	2	-	2	WHITE	2	WHITE	2	BROWN
	3	BLUE	3	BLUE	3	BLUE	3	GREEN
	4	BLACK	4	BLACK	4	BLACK	4	YELLOW
					5	GREY	5	GREY
							6	PINK
							7	BLUE
						8	RED	

CODING REQUIRED TO IEC 61076-2-101

FOR OPTIONS SEE - NUMERICAL CODE - ON SHEET 2

ITEM	QTY.	DESCRIPTION	MATERIAL	FINISH
10	1	LABEL YELLOW	VINYL	-
9	3 / 4 / 5 / 8	CONTACT MALE	BRASS	SELECTIVE GOLD OVER NICKEL
8	1	INSERT MALE BLACK	TPU	-
7	1	COUPLING NUT MALE	BRASS	NICKEL
6	-	CABLE	SEE SHEET 2	-
5	-	OVERMOULDING BLACK	TPU	-
4	1	COUPLING NUT FEMALE	BRASS	NICKEL
3	1	INSERT FEMALE BLACK	PUR	-
2	1	O-RING RED	FPM	-
1	3 / 4 / 5 / 8	CONTACT FEMALE	BRASS	SELECTIVE GOLD OVER NICKEL

THIS DRAWING CONTAINS INFORMATION THAT IS PROPRIETARY TO MOLEX ELECTRONIC TECHNOLOGIES, LLC AND SHOULD NOT BE USED WITHOUT WRITTEN PERMISSION

QUALITY SYMBOLS	EC NO: 117747 DRWN: AKONDRACIUK CHK'D: MIWASIECZKO APPR: MIWASIECZKO	2017/06/05 2017/06/05	GENERAL TOLERANCES (UNLESS SPECIFIED) ANGULAR TOL ± 1.0 ° 4 PLACES ± 3 PLACES ± 2 PLACES ± 0.05 1 PLACE ± 0.3 0 PLACES ± 0.5 DRAFT WHERE APPLICABLE MUST REMAIN WITHIN DIMENSIONS	DIMENSION UNITS: MM SCALE: 1:1 DRWN BY: JMARSZALEK DATE: 2016/09/16 CHK'D BY: DATE: APPR BY: RSILLER DATE: 2016/12/08 DRAWING SIZE: A3 THIRD ANGLE PROJECTION	 CSE M12 XP AC FE STR MA STR XM DE PRODUCT CUSTOMER DRAWING SERIES: 120066 MATERIAL NUMBER: SEE SHEET 3-4 CUSTOMER: GENERAL MARKET DOCUMENT NUMBER: 1200668084 DOC TYPE: PSD DOC PART: 000 SHEET NUMBER: 1 OF 4
-----------------	---	--------------------------	--	--	--

ENGINEERING NO. - NUMERICAL CODE (Available parts see PART LIST table. Other parts available upon request).

8 8 X 0 3 0 X X X X X X X X

OPTIONS

88=Micro-Change
M12x1
Double ended

Contacts:
3=3 Contacts
4=4 Contacts
5=5 Contacts
8=8 Contacts

Heads style:
030=Plug Female Straight
to Plug Male Straight

Cable type: See Table

Units:
M=Meter
C=Centimeter

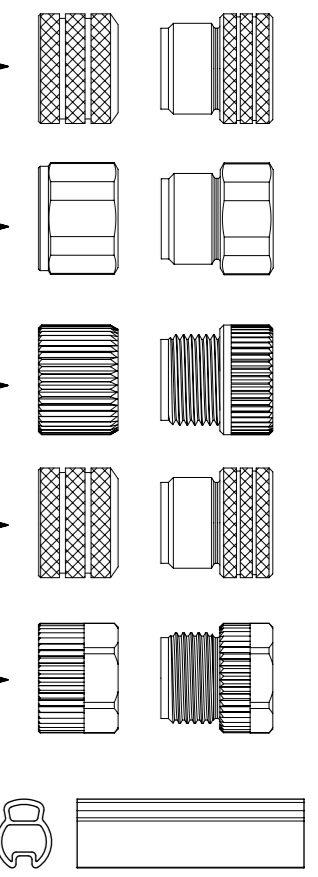
Length
Examples:
005=0.5 unit
010=1 unit
100=10 units

Overmold color:
Blank (Standard)=Black
A=Grey / G=Black / Y=Yellow

Coupling Nut:
Blank (Standard) & 3=Knurled Brass Ni Plated
1=Hexagonal Stainless steel
5=Knurled Derlin
7=Knurled Brass Ni Plated, Teflon Coated
9=Knurled / Hexagonal Brass Ni Plated SW13

H= 2 pcs. of I/D Carrier PVC Transparent

COUPLING NUTS
FEMALE MALE



CABLE INFORMATION (for more information see Cable Data Sheet).

CABLE TYPE	NO. OF WIRES	CROSS SECTION	CABLE JACKET	UL	CSA	STATIC: TEMP. / BENDING RADIUS	DYNAMIC: TEMP. / BENDING RADIUS	DRAG CHAIN	SHIELD
E02	3 / 4 / 5 / 8	0.25mm ²	PVC BLACK	UL 2464/1729	C22.2 I/II A/B 80°C/300V	-30°C to +80°C, 10xO.D.	-10°C to +80°C, 15xO.D.	-	-
E03	3 / 4 / 5	0.34mm ²	PVC BLACK	UL 2464/1729	C22.2 I/II A/B 80°C/300V	-30°C to +80°C, 10xO.D.	-10°C to +80°C, 15xO.D.	-	-
H08	3 / 4 / 5 / 8	0.25mm ²	PUR BLACK LS0H	UL 21198/10493	C22.2 I/II A/B 80°C/300V	-40°C to +80°C, 5xO.D.	-25°C to +80°C, 10xO.D.	2 000 000 cycles at 20°C, Temp. range +5°C to +60°C	-
H09	3 / 4 / 5	0.34mm ²	PUR BLACK LS0H	UL 21198/10493	C22.2 I/II A/B 80°C/300V	-40°C to +80°C, 5xO.D.	-25°C to +80°C, 10xO.D.	2 000 000 cycles at 20°C, Temp. range +5°C to +60°C	-
P02	3 / 4 / 5 / 8	0.25mm ²	PUR / PVC BLACK	-	-	-30°C to +80°C, 7xO.D.	-5°C to +80°C, 15xO.D.	-	-
P03	3 / 4 / 5	0.34mm ²	PUR / PVC BLACK	-	-	-30°C to +80°C, 7xO.D.	-5°C to +80°C, 15xO.D.	-	-

CABLE LENGTH TOLERANCES

OVER [mm]	UP TO AND INCLUDING [mm]	TOLERANCES [mm]
0	305	+19
305	915	+45
915	1830	+56
1830	3660	+89
3660	7320	+165
7320	14640	+317
14640	30500	+610
30500	>	+2% of finished length

THIS DRAWING CONTAINS INFORMATION THAT IS PROPRIETARY TO MOLEX ELECTRONIC TECHNOLOGIES, LLC AND SHOULD NOT BE USED WITHOUT WRITTEN PERMISSION

QUALITY SYMBOLS FA = 0 FE = 0 FB = 0 FC = 0 FD = 0 FE = 0 FF = 0 FG = 0 FH = 0	EC NO: 117747 DRWN: AKONDRACIUK CHK'D: MIWASIECZKO APPR: MIWASIECZKO	2017/06/05 2017/06/05	GENERAL TOLERANCES (UNLESS SPECIFIED)		DIMENSION UNITS	SCALE	
			ANGULAR TOL ± 1.0 °		MM	1:1	
			4 PLACES ±	3 PLACES ±	DRWN BY	DATE	
			2 PLACES ± 0.05	1 PLACE ± 0.3	JMARSZALEK	2016/09/16	
0 PLACES ± 0.5	0 PLACES ± 0.5	CHK'D BY	DATE				
DRAFT WHERE APPLICABLE MUST REMAIN WITHIN DIMENSIONS		APPR BY	DATE	PRODUCT CUSTOMER DRAWING		CSE M12 XP AC FE STR MA STR XM DE	
		RSILLER	2016/12/08	SERIES	MATERIAL NUMBER	CUSTOMER	
		DRAWING SIZE	THIRD ANGLE PROJECTION	120066	SEE SHEET 3-4	GENERAL MARKET	
		A3		DOCUMENT NUMBER	DOC TYPE	DOC PART	SHEET NUMBER
				1200668084	PSD	000	2 OF 4

PART LIST

No.	MOLEX PN	Engineering No.	Length
1	1200060049	884030E03M050	5m
2	1200060050	884030P03M015	1.5m
3	1200060051	884030P03M030	3m
4	1200070081	883030E03M006	0.6m
5	1200070083	883030E03M010	1m
6	1200070085	883030E03M020	2m
7	1200070086	883030E03M0205	2m
8	1200070088	883030E03M030	3m
9	1200070091	883030E03M050	5m
10	1200070092	883030E03M0505	5m
11	1200070093	883030E03M100	10m
12	1200070102	883030P03M003	0.3m
13	1200070104	883030P03M006	0.6m
14	1200070105	883030P03M100	10m
15	1200070470	884030E03M003	0.3m
16	1200070472	884030E03M006	0.6m
17	1200070473	884030E03M010	1m
18	1200070474	884030E03M020	2m
19	1200070475	884030E03M030	3m
20	1200070476	884030E03M100	10m
21	1200070486	884030P03M003	0.3m
22	1200070487	884030P03M006	0.6m
23	1200070488	884030P03M010	1m
24	1200070489	884030P03M020	2m
25	1200070490	884030P03M050	5m
26	1200070586	885030E03M030	3m
27	1200070596	885030P03M020	2m
28	1200070906	885030E03M010	1m
29	1200070969	885030E03M050	5m
30	1200070970	885030E03M020	2m
31	1200071006	883030E03M020H	2m
32	1200071029	884030P03M100	10m
33	1200071047	883030P03M050H	5m
34	1200071049	885030P03M050	5m
35	1200071053	883030P03M150	15m

No.	MOLEX PN	Engineering No.	Length
36	1200071114	883030P03M020H	2m
37	1200071122	883030P03M030H	3m
38	1200071123	883030P03M010H	1m
39	1200071131	883030P03M0201	2m
40	1200071199	884030E03M200	20m
41	1200071273	883030P03M100H	10m
42	1200071284	885030P03M100	10m
43	1200071288	883030P03M060	6m
44	1200071408	885030P03M030	3m
45	1200071500	885030E03M005	0.5m
46	1200071583	885030E03M080	8m
47	1200071594	884030E03M015	1.5m
48	1200071596	884030E03M060	6m
49	1200071703	884030E03M0205	2m
50	1200071707	884030E03M0505	5m
51	1200071715	884030E03M150	15m
52	1200071774	884030E03M020H	2m
53	1200071793	884030E03M1501	* 15m
54	1200071881	884030E03M1005	10m
55	1200071947	885030P03M007	0.7m
56	1200071948	885030E03M040	4m
57	1200072010	884030P03M050H	5m
58	1200072081	885030E03M035	3.5m
59	1200072092	884030E03M040	4m
60	1200072104	883030P03M040	4m
61	1200072105	884030P03M200	20m
62	1200072172	884030E03M050H	5m
63	1200072544	884030E03M120	12m
64	1200072649	884030P03M0105	1m
65	1200072650	884030P03M0505	5m
66	1200072656	885030P03M120	12m
67	1200072658	883030P03M120	12m
68	1200072697	885030E03M060	6m
69	1200072744	884030E03M0501	* 5m
70	1200072762	884030P03M0101	1m

No.	MOLEX PN	Engineering No.	Length
71	1200072763	884030P03M0201	2m
72	1200072764	884030P03M0301	3m
73	1200072803	884030P03M040	4m
74	1200072804	884030P03M060	6m
75	1200073049	885030P03M0501	5m
76	1200073083	885030P03M006	0.6m
77	1200073084	885030P03M150	15m
78	1200660498	883030P03M010	1m
79	1200660500	883030P03M020	2m
80	1200660501	883030P03M030	3m
81	1200660502	883030P03M050	5m
82	1200660579	888030P02M010	1m
83	1200660580	888030P02M020	2m
84	1200660581	888030P02M030	3m
85	1200660582	888030P02M040	4m
86	1200660583	888030P02M050	5m
87	1200660584	888030P02M060	6m
88	1200660585	888030P02M100	10m
89	1200660586	888030P02M150	15m
90	1200661455	888030P02M005	0.5m
91	1200661605	888030P02M300	30m
92	1200665009	884030E03M005	0.5m
93	1200665031	884030P03M100H	10m
94	1200665042	888030P02M110	11m
95	1200665370	884030P03M205G	20.5m
96	1200668045	883030P03M005	0.5m
97	1200668062	884030E03M010H	1m
98	1200668083	885030P03M005	0.5m
99	1200668084	885030P03M010	1m
100	1200668086	885030P03M0283	2.8m
101	1200668088	885030P03M070	7m
102	1200668097	888030H08M020	2m
103	1200668163	885030P03M040	4m
104	1200668174	884030H09M030	3m
105	1200668197	883030H09M020	2m

No.	MOLEX PN	Engineering No.	Length
106	1200668198	883030H09M050	5m
107	1200668208	883030E03M150	15m
108	1200668234	884030H09M020	2m
109	1200668238	885030P03M200	20m
110	1200668244	884030H09M050	5m
111	1200668288	888030E02M025	2.5m
112	1200668327	888030P02M200	20m
113	1200668338	885030E03M006	0.6m
114	1200668347	885030E03M100	10m
115	1200668352	888030P02M250	25m
116	1200668353	888030P02M350	35m
117	1200668354	888030P02M400	40m
118	1200668370	883030E03M040	4m
119	1200668373	883030H09M006	0.6m
120	1200668374	883030H09M010	1m
121	1200668375	883030H09M030	3m
122	1200668376	883030H09M040	4m
123	1200668377	883030H09M100	10m
124	1200668378	884030H09M006	0.6m
125	1200668379	884030H09M010	1m
126	1200668380	884030H09M040	4m
127	1200668381	884030H09M100	10m
128	1200668384	884030P03M010H	1m
129	1200668399	888030E02M003	0.3m
130	1200668486	884030H09M023	2.3m
131	1200668487	885030E03M200	20m
132	1200668491	888030H08M010	1m
133	1200668497	885030H09M010	1m
134	1200668500	885030H09M020	2m
135	1200668501	885030H09M050	5m
136	1200668502	885030H09M092	9.2m
137	1200668509	885030H09M006	0.6m
138	1200668510	885030H09M030	3m
139	1200668511	885030H09M100	10m
140	1200668521	885030E03M250	25m

NOTES:
 * - Part No. with Yellow PVC overmolding

QUALITY SYMBOLS 	THIS DRAWING CONTAINS INFORMATION THAT IS PROPRIETARY TO MOLEX ELECTRONIC TECHNOLOGIES, LLC AND SHOULD NOT BE USED WITHOUT WRITTEN PERMISSION										
	EC NO: 117747 DRWN: AKONDRACIUK CHK'D: MIWASIECZKO APPR: MIWASIECZKO	2017/06/05 2017/06/05		GENERAL TOLERANCES (UNLESS SPECIFIED) ANGULAR TOL ± 1.0 °		DIMENSION UNITS: MM SCALE: 1:1		 CSE M12 XP AC FE STR MA STR XM DE			
		4 PLACES ±		3 PLACES ±		DRWN BY: JMARSZALEK DATE: 2016/09/16					
	2 PLACES ± 0.05		1 PLACE ± 0.3		CHK'D BY: _____ DATE: _____		PRODUCT CUSTOMER DRAWING SERIES: 120066 MATERIAL NUMBER: SEE PART LIST CUSTOMER: GENERAL MARKET				
	0 PLACES ± 0.5		DRAFT WHERE APPLICABLE MUST REMAIN WITHIN DIMENSIONS		APPR BY: RSILLER DATE: 2016/12/08						
	A2		A3		DRAWING SIZE: A3 THIRD ANGLE PROJECTION:		DOCUMENT NUMBER: 1200668084 DOC TYPE: PSD DOC PART: 000 SHEET NUMBER: 3 OF 4				

PART LIST

No.	MOLEX PN	Engineering No.	Length
141	1200668528	885030E03M020H	2m
142	1200668530	885030E03M010H	1m
143	1200668538	888030P02M0101	1m
144	1200668543	888030P02M450	45m
145	1200668544	888030P02M500	50m
146	1200668545	888030P02M600	60m
147	1200668548	884030H09M006H	0.6m
148	1200668549	884030H09M010H	1m
149	1200668550	884030H09M050H	5m
150	1200668602	885030P03M020G	2m
151	1200668609	885030E02M050	5m
152	1200668646	883030P03M030HY	3m
153	1200668652	885030E03M070	7m
154	1200668656	885030E02M100	10m
155	1200668657	885030E02M020	2m
156	1200668661	884030E02M0031	*0.3m
157	1200668662	883030E02M006	0.6m
158	1200668664	885030E02M010	1m
159	1200668672	884030E03M0051	*0.5m
160	1200668674	885030E03M150	15m
161	1200668683	885030H09M150	15m
162	1200668684	885030H09M200	20m
163	1200668687	884030P03M005	0.5m
164	1200668689	884030H08M030	3m
165	1200668690	883030P03M020YH	2m
166	1200668691	883030P03M010YH	1m
167	1200668708	885030E02M050Y	5m
168	1200668712	883030P03M100HY	10m
169	1200668713	883030P03M050HY	5m
170	1200668714	884030H09M0209	2m
171	1200668715	884030H09M003	0.3m
172	1200668718	884030E03M250	25m
173	1200668719	884030E03M300	30m
174	1200668720	884030P03M150	15m
175	1200668721	884030P03M250	25m

No.	MOLEX PN	Engineering No.	Length
176	1200668722	884030P03M300	30m
177	1200668723	884030P03M350	35m
178	1200668724	884030P03M400	40m
179	1200668737	884030H09M055	5.5m
180	1200668739	888030E02M0061	0.6m
181	1200668754	884030P03M020H	2m
182	1200668765	885030P03M015	1.5m
183	1200668770	884030E03M350	35m
184	1200668771	884030E03M400	40m
185	1200668772	885030P03M003	0.3m
186	1200668774	888030H08M100	10m
187	1200668775	885030P03M300	30m
188	1200668776	888030E02M010	1m
189	1200668777	888030E02M020	2m
190	1200668778	888030E02M030	3m
191	1200668779	888030E02M050	5m
192	1200668780	888030E02M100	10m
193	1200668781	888030E02M150	15m
194	1200668782	888030E02M200	20m
195	1200668783	888030E02M350	35m
196	1200668784	885030E03M300	30m
197	1200668785	885030E03M350	35m
198	1200668786	884030E03M070	7m
199	1200668794	885030P03M006H	0.6m
200	1200668795	885030P03M010H	1m
201	1200668796	885030P03M030H	3m
202	1200668797	885030P03M050H	5m
203	1200668798	885030P03M100H	10m
204	1200668800	885030P03M200H	20m
205	1200668801	885030P03M300H	30m
206	1200668802	885030P03M350H	35m
207	1200668803	888030P02M010H	1m
208	1200668804	888030P02M020H	2m
209	1200668805	888030P02M030H	3m
210	1200668806	888030P02M050H	5m

No.	MOLEX PN	Engineering No.	Length
211	1200668807	888030P02M100H	10m
212	1200668808	888030P02M150H	15m
213	1200668809	888030P02M200H	20m
214	1200668810	888030P02M350H	35m
215	1200668815	884030P03M0805	8m
216	1200668852	888030P02M025	2.5m
217	1200668853	885030H09M040	4m
218	1200668854	885030H09M060	6m
219	1200668903	885030P03C130	0.13m
220	1200668917	888030P02M090	9m
221	1200668970	888030P02M004	0.4m
222	1200668971	888030E02M006	0.6m
223	1200668972	885030E03M003	0.3m
224	1200668973	885030E03M025	2.5m
225	1200668980	885030E03M080H	8m
226	1200668981	885030E03M040H	4m
227	1200668982	885030E03M060H	6m
228	1200668985	885030E03M030H	3m
229	1200669111	885030P03M150H	15m
230	1200669117	888030H08M040	4m
231	1200669133	888030P02M3008	30m
232	1200669134	883030H09M015	1.5m
233	1200669135	883030H09M200	20m
234	1200669153	883030E03M0101	1m
235	1200669161	888030H08M150	15m
236	1200669212	888030H08M050	5m
237	1200669310	888030H08M005	0.5m
238	1200669311	888030H08M008	0.8m
239	1200669312	888030H08M012	1.2m
240	1200669313	888030H08M015	1.5m
241	1200669314	888030H08C250	0.25m
242	1200669353	888030P02M130	13m
243			
244			
245			

No.	MOLEX PN	Engineering No.	Length
246			
247			
248			
249			
250			
251			
252			
253			
254			
255			
256			
257			
258			
259			
260			
261			
262			
263			
264			
265			
266			
267			
268			
269			
270			
271			
272			
273			
274			
275			
276			
277			
278			
279			
280			

NOTES:

* - Part No. with Yellow PVC overmolding

THIS DRAWING CONTAINS INFORMATION THAT IS PROPRIETARY TO MOLEX ELECTRONIC TECHNOLOGIES, LLC AND SHOULD NOT BE USED WITHOUT WRITTEN PERMISSION													
QUALITY SYMBOLS 	2017/06/05 2017/06/05 EC NO: 117747 DRWN: AKONDRACIUK CHK'D: APPR: MIWASIECZKO	GENERAL TOLERANCES (UNLESS SPECIFIED) ANGULAR TOL ± 1.0 °		DIMENSION UNITS: MM SCALE: 1:1		 CSE M12 XP AC FE STR MA STR XM DE							
		4 PLACES ± 3 PLACES ± 2 PLACES ± 0.05 1 PLACE ± 0.3 0 PLACES ± 0.5		DRWN BY: JMARSZALEK DATE: 2016/09/16 CHK'D BY: DATE:									
		DRAFT WHERE APPLICABLE MUST REMAIN WITHIN DIMENSIONS		APPR BY: RSILLER DATE: 2016/12/08		DRAWING SIZE: A3 THIRD ANGLE PROJECTION		PRODUCT CUSTOMER DRAWING					
		EC NO: 117747 DRWN: AKONDRACIUK CHK'D: APPR: MIWASIECZKO		A2		A3		SERIES: 120066 MATERIAL NUMBER: SEE PART LIST CUSTOMER: GENERAL MARKET		DOCUMENT NUMBER: 1200668084 DOC TYPE: PSD DOC PART: 000 SHEET NUMBER: 4 OF 4			