ENG. NO.	HEADER MATERIAL	FINISH OF PIN
5569-NA1	NYLON 66, UL94V-2, COLOR: NATURAL	MATTE TIN 2.54µm MIN. OVER NICKEL 1.27µm MIN.
-NA1-T	NYLON 66, UL94V-2, COLOR: NATURAL	
-NA1-210	NYLON 66, UL94V-0, COLOR: NATURAL	
-NA1-210-T	NYLON 66, UL94V-0, COLOR: NATURAL	
-NA1-400	NYLON 66, UL94V-0, COLOR: BLACK	
-NAG1	NYLON 66, UL94V-2, COLOR: NATURAL	GOLD 0.76µm MIN. AND TIN OVER 2.54µm MIN. OVER NICKEL 1.27µm MIN.
-NA1G-T	NYLON 66, UL94V-2, COLOR: NATURAL	
-NAG1-210	NYLON 66, UL94V-0, COLOR: NATURAL	
-NA1G-210-T	NYLON 66, UL94V-0, COLOR: NATURAL	
-NA1G-400	NYLON 66, UL94V-0, COLOR: BLACK	
-NAIGS2	NYLON 66, UL94V-2, COLOR: NATURAL	GOLD 0.38µm MIN. AND TIN OVER 2.54µm MIN. OVER NICKEL 1.27µm MIN.
-NAIGS2-210	NYLON 66, UL94V-0, COLOR: NATURAL	
-NAIGS3	NYLON 66, UL94V-2, COLOR: NATURAL	GOLD 1.27µm MIN. AND TIN OVER 2.54µm MIN. OVER NICKEL 1.27µm MIN.
5569-NAIGS3-210	NYLON 66, UL94V-0, COLOR: NATURAL	

NOTES:
1. MATERIAL:
   HOUSING MATERIAL: SEE CHART
   TERMINAL MATERIAL: BRASS ALLOY
2. FINISH: SEE CHART
3. PRODUCT SPECIFICATION: PS-5556-001
4. PACKAGING SPECIFICATION: SEE CHART
   BULK PACKED PER PK-5569-NA* OR PK-5569-002
   TRAY PACKED PER PK-5569-004, 39295083 IS TRAY PACKED
5. MATES WITH 5557 SERIES MINIFIT JR RECEPTACLE
6. FOR THE 2 CIRCUITS HEADER, THIS DIMENSION IS 4.2 MM
7. DISCOLORATION IN THE BANDOLIER CARRIER AREA OF THE PIN IS INHERENT TO THE PLATING PROCESS AND IS DUE TO THE MASKING EFFECT OF THE CARRIER. THIS DISCOLORATION IS IN A NON-FUNCTIONAL AREA OF THE PIN AND WILL NOT AFFECT THE PERFORMANCE OF THE HEADER ASSEMBLY.
8. PARTS ARE NOT DESIGNED FOR CURRENT SHARING.
9. CONNECTORS ARE NOT TO BE MATED OR UNMATED WHILE CIRCUITS ARE LIVE.
10. PART CONFORMS TO CLASS "B" REQUIREMENTS OF COSMETIC SPECIFICATION PS-45499-002.
11. FORMING MARKS ON PINS ARE ACCEPTABLE.
12. CORNER CORE-OUTS ARE OPTIONAL AND MAY OR MAY NOT BE PRESENT.
13. TEXT ON PART IS FOR REFERENCE ONLY. TEXT AND TEXT LOCATION MAY VARY DEPENDING ON PART NUMBER AND/OR TOOL.

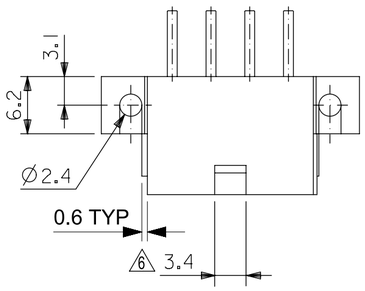

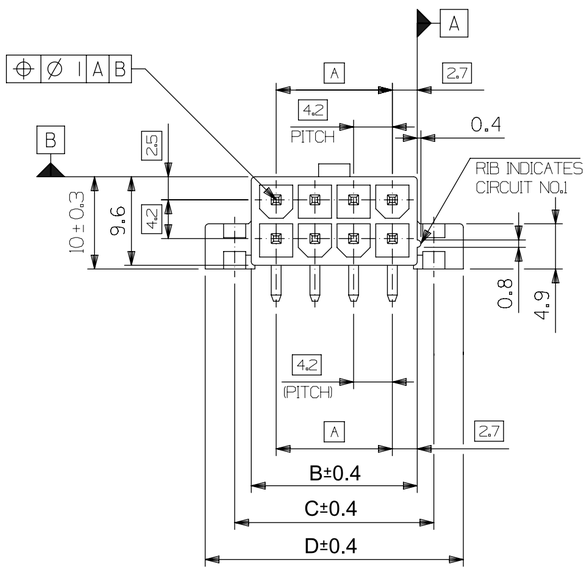

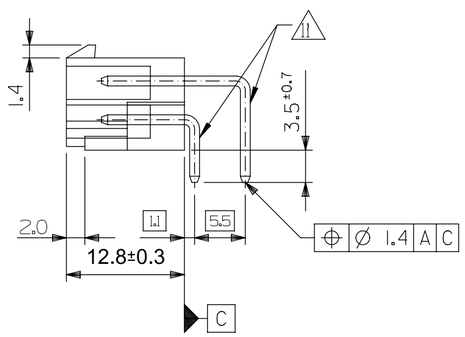

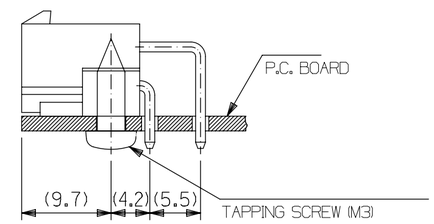

RECOMMENDED INSTALLATION

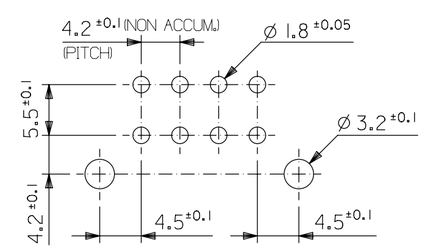

RECOMMENDED PCB HOLE LAYOUT
VIEWED FROM COMPONENT SIDE
1.78 MAX. THICK P.C. BOARD

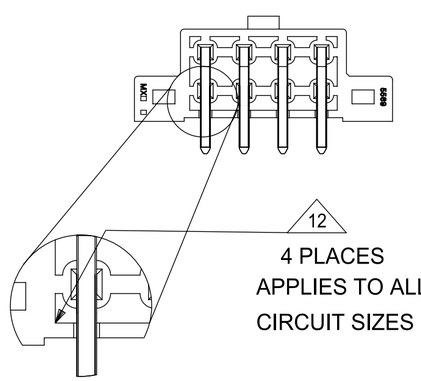

61.6	55.2	51.6	46.2	24
57.4	51	47.4	42	22
53.2	46.8	43.2	37.8	20
49	42.6	39	33.6	18
44.8	38.4	34.8	29.4	16
40.6	34.2	30.6	25.2	14
36.4	30	26.4	21	12
32.2	25.8	22.2	16.8	10
28	21.6	18	12.6	8
23.8	17.4	13.8	8.4	6
19.6	13.2	9.6	4.2	4
15.4	9	5.4	—	2
D	C	B	A	NO. OF CIRCUITS

RELEASE STATUS | RELEASE DATE

QUALITY SYMBOLS: FA = 0; FC = 0; FD = 0; ▼ = 0; C = 0; ☒ = 0; ■ = 0; G = 0

THIS DRAWING CONTAINS INFORMATION THAT IS PROPRIETARY TO MOLEX ELECTRONIC TECHNOLOGIES, LLC AND SHOULD NOT BE USED WITHOUT WRITTEN PERMISSION

REV HDR MATL IN CHRT
EC NO: 118438 2017/06/21
DRWN: JQUILES 2017/06/26
CHK'D: JBELL 2017/06/28
APPR: FSMITH
REV: N

GENERAL TOLERANCES (UNLESS SPECIFIED)

	MM	INCH
4 PLACES	±	±
3 PLACES	±	±
2 PLACES	± 0.2	±
1 PLACES	± 0.38	±
0 PLACES	±	±

ANGULAR TOL ± 3.0

DRAFT WHERE APPLICABLE MUST REMAIN WITHIN DIMENSIONS

DIMENSION UNITS: MM ONLY | SCALE: 2:1
DRWN BY: H. HIRAMOTO | DATE: '90/04/23
CHK'D BY: M. FUKUSHIMA | DATE: '91/07/04
APPR BY: M. ENOMOTO | DATE: '91/07/04
DRAWING SIZE: C | THIRD ANGLE PROJECTION

molex®

MINI FIT JR RIGHT ANGLE
HEADER ASSY WITH FLANGES

PRODUCT CUSTOMER DRAWING

SERIES	MATERIAL NUMBER	CUSTOMER
5569	SEE CHART	GENERAL MARKET

DOCUMENT NUMBER	DOC TYPE	DOC PART	SHEET NUMBER
SD-5569-002	PSD	000	1 OF 2

FORMAT: Engdrgs-master-lb-pro5-C
REVISION: C
DATE: 2016/02/04

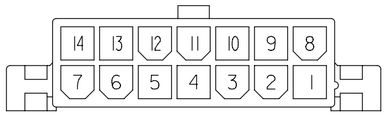

14 CKTS.

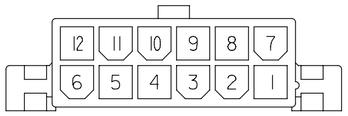

12 CKTS.

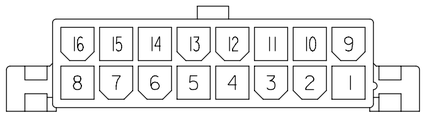

16 CKTS.

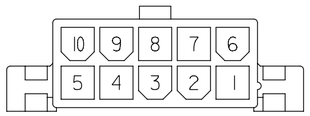

10 CKTS.

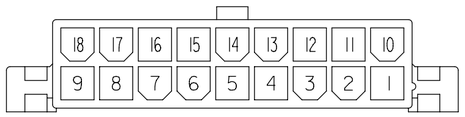

18 CKTS.

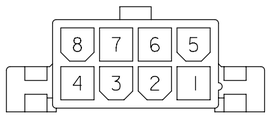

8 CKTS.

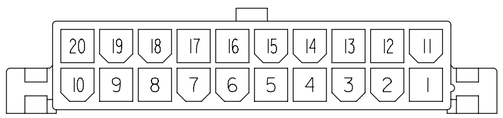

20 CKTS.

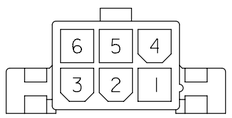

6 CKTS.

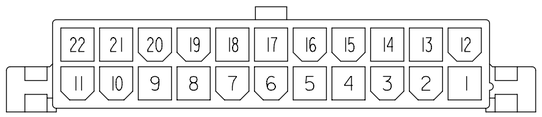

22 CKTS.

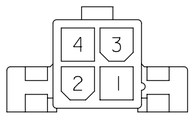

4 CKTS.

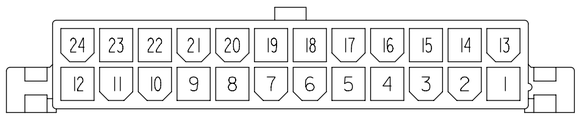

24 CKTS.

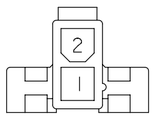

2 CKTS.

CIRCUIT SIZE LAYOUT
(SCALE 2:1)

TRAY PACKED 4					BULK PACKED 4				
46999-0859	5569-24A1G-210-T	46999-0835	5569-24A1-210-T	24	39-29-4249	5569-24AG1-210	39-29-1247	5569-24A1-210	24
-0858	-22A1G-210-T	-0834	-22A1-210-T	22	-4229	-22AG1-210	-1227	-22A1-210	22
-0857	-20A1G-210-T	-0833	-20A1-210-T	20	-4209	-20AG1-210	-1207	-20A1-210	20
-0856	-18A1G-210-T	-0832	-18A1-210-T	18	-4189	-18AG1-210	-1187	-18A1-210	18
-0855	-16A1G-210-T	-0831	-16A1-210-T	16	-4169	-16AG1-210	-1167	-16A1-210	16
-0854	-14A1G-210-T	-0830	-14A1-210-T	14	-4149	-14AG1-210	-1147	-14A1-210	14
-0853	-12A1G-210-T	-0829	-12A1-210-T	12	-4129	-12AG1-210	-1127	-12A1-210	12
-0852	-10A1G-210-T	-0828	-10A1-210-T	10	-4109	-10AG1-210	-1107	-10A1-210	10
-0851	-08A1G-210-T	-0827	-08A1-210-T	8	-4089	-08AG1-210	-1087	-08A1-210	8
-0850	-06A1G-210-T	-0826	-06A1-210-T	6	-4069	-06AG1-210	-1067	-06A1-210	6
-0849	-04A1G-210-T	-0825	-04A1-210-T	4	-4049	-04AG1-210	-1047	-04A1-210	4
46999-0848	5569-02A1G-210-T	46999-0824	5569-02A1-210-T	2	39-29-4029	5569-02AG1-210	39-29-1027	5569-02A1-210	2
EDP NO.	ENG. NO.	EDP NO.	ENG. NO.	CIRCUIT SIZE	EDP NO.	ENG. NO.	EDP NO.	ENG. NO.	CIRCUIT SIZE
5569-NA1G-210-T		5569-NA1-210-T			5569-NAG1-210		5569-NA1-210		
46999-0847	5569-24A1G-T	46999-0823	5569-24A1-T	24	39-29-5243	5569-24AG1	39-29-1248	5569-24A1	24
-0846	-22A1G-T	-0822	-22A1-T	22	-5223	-22AG1	-1228	-22A1	22
-0845	-20A1G-T	-0821	-20A1-T	20	-5203	-20AG1	-1208	-20A1	20
-0844	-18A1G-T	-0820	-18A1-T	18	-5183	-18AG1	-1188	-18A1	18
-0843	-16A1G-T	-0819	-16A1-T	16	-5163	-16AG1	-1168	-16A1	16
-0842	-14A1G-T	-0818	-14A1-T	14	-5143	-14AG1	-1148	-14A1	14
-0841	-12A1G-T	-0817	-12A1-T	12	-5123	-12AG1	-1128	-12A1	12
-0840	-10A1G-T	-0816	-10A1-T	10	-5103	-10AG1	-1108	-10A1	10
-0839	-08A1G-T	-0815	-08A1-T	8	4 -5083	-08AG1	-1088	-08A1	8
-0838	-06A1G-T	-0814	-06A1-T	6	-5063	-06AG1	-1068	-06A1	6
-0837	-04A1G-T	-0813	-04A1-T	4	-5043	-04AG1	-1048	-04A1	4
46999-0836	5569-02A1G-T	46999-0812	5569-02A1-T	2	39-29-5023	5569-02AG1	39-29-1028	5569-02A1	2
EDP NO.	ENG. NO.	EDP NO.	ENG. NO.	CIRCUIT SIZE	EDP NO.	ENG. NO.	EDP NO.	ENG. NO.	CIRCUIT SIZE
5569-NA1G-T		5569-NA1-T			5569-NAG1		5569-NA1		
									24
									22
									20
									18
									16
									14
									12
									10
									8
									6
					39-34-7045	5569-04AIGS3-210	39-34-7043	5569-04AIGS2-210	4
					39-34-7025	5569-02AIGS3-210	39-34-7023	5569-02AIGS2-210	2
					EDP NO.	ENG. NO.	EDP NO.	ENG. NO.	CIRCUIT SIZE
TRAY PACKED 4					5569-NAIGS3-210		5569-NAIGS2-210		
46999-0791	5569-24A1G-400	46999-0779	5569-24A1-400	24					24
-0790	-22A1G-400	-0778	-22A1-400	22					22
-0789	-20A1G-400	-0777	-20A1-400	20					20
-0788	-18A1G-400	-0776	-18A1-400	18					18
-0787	-16A1G-400	-0775	-16A1-400	16					16
-0786	-14A1G-400	-0774	-14A1-400	14					14
-0785	-12A1G-400	-0773	-12A1-400	12					12
-0784	-10A1G-400	-0772	-10A1-400	10					10
-0783	-08A1G-400	-0771	-08A1-400	8					8
-0782	-06A1G-400	-0770	-06A1-400	6					6
-0781	-04A1G-400	-0769	-04A1-400	4	39-34-7044	5569-04AIGS3	39-34-7042	5569-04AIGS2	4
46999-0780	5569-02A1G-400	46999-0768	5569-02A1-400	2	39-34-7024	5569-02AIGS3	39-34-7022	5569-02AIGS2	2
EDP NO.	ENG. NO.	EDP NO.	ENG. NO.	CIRCUIT SIZE	EDP NO.	ENG. NO.	EDP NO.	ENG. NO.	CIRCUIT SIZE
5569-NA1G-400		5569-NA1-400			5569-NAIGS3		5569-NAIGS2		

QUALITY SYMBOLS
FA = 0
FC = 0
FB = 0
▼ = 0
C = 0
☒ = 0
■ = 0
C = 0

REV HDR MATL IN CHRT 2017/06/21
EC NO: 118438 2017/06/26
DRWN: JQUILES 2017/06/28
CHK'D: JBELL
APPR: FSMITH
REV N

GENERAL TOLERANCES (UNLESS SPECIFIED)

	MM	INCH
4 PLACES	±	±
3 PLACES	±	±
2 PLACES	± 0.2	±
1 PLACES	± 0.38	±
0 PLACES	±	±

ANGULAR TOL ± 3.0

DRAFT WHERE APPLICABLE MUST REMAIN WITHIN DIMENSIONS

THIS DRAWING CONTAINS INFORMATION THAT IS PROPRIETARY TO MOLEX ELECTRONIC TECHNOLOGIES, LLC AND SHOULD NOT BE USED WITHOUT WRITTEN PERMISSION

DIMENSION UNITS: MM ONLY
SCALE: 2:1
DRWN BY: H. HIRAMOTO DATE: '90/04/23
CHK'D BY: M. FUKUSHIMA DATE: '91/07/04
APPR BY: M. ENOMOTO DATE: '91/07/04
DRAWING SIZE: C
THIRD ANGLE PROJECTION

molex®

MINI FIT JR RIGHT ANGLE
HEADER ASSY WITH FLANGES

PRODUCT CUSTOMER DRAWING

SERIES	MATERIAL NUMBER	CUSTOMER
5569	SEE CHART	GENERAL MARKET

DOCUMENT NUMBER	DOC TYPE	DOC PART	SHEET NUMBER
SD-5569-002	PSD	000	2 OF 2

RELEASE STATUS	P1	RELEASE DATE	28.06.2017 17:16:00

FORMAT: Engärga-master-lb-pros-C
REVISION: C
DATE: 2016/02/04