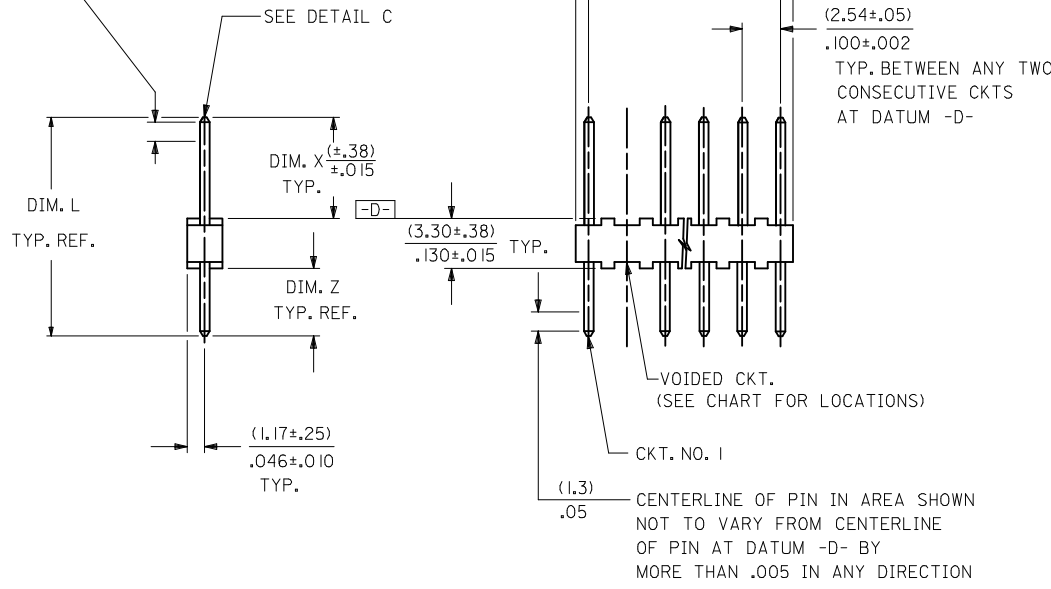
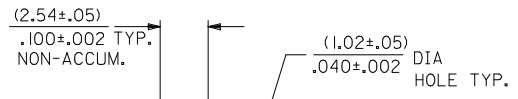


(1.3)
.05
CENTERLINE OF PIN IN AREA SHOWN
NOT TO VARY FROM CENTERLINE
OF PIN AT DATUM -D- BY
MORE THAN .008 IN ANY DIRECTION



CKTS. NO. OF	DIM. B	DIM. A
2	(2.54 \pm .05) .100 \pm .002	(4.83 \pm .20) .190 \pm .008
3	(5.08 \pm .13) .200 \pm .005	(7.37 \pm .20) .290 \pm .008
4	(7.62 \pm .13) .300 \pm .005	(9.91 \pm .20) .390 \pm .008
5	(10.16 \pm .13) .400 \pm .005	(12.45 \pm .20) .490 \pm .008
6	(12.70 \pm .15) .500 \pm .006	(14.99 \pm .23) .590 \pm .009
7	(15.24 \pm .15) .600 \pm .006	(17.53 \pm .23) .690 \pm .009
8	(17.78 \pm .15) .700 \pm .006	(20.07 \pm .23) .790 \pm .009
9	(20.32 \pm .18) .800 \pm .007	(22.61 \pm .25) .890 \pm .010
10	(22.86 \pm .18) .900 \pm .007	(25.15 \pm .25) .990 \pm .010
11	(25.40 \pm .18) 1.000 \pm .007	(27.69 \pm .25) 1.090 \pm .010
12	(27.94 \pm .20) 1.100 \pm .008	(30.23 \pm .28) 1.190 \pm .011
13	(30.48 \pm .20) 1.200 \pm .008	(32.77 \pm .28) 1.290 \pm .011
14	(33.02 \pm .20) 1.300 \pm .008	(35.31 \pm .28) 1.390 \pm .011
15	(35.56 \pm .20) 1.400 \pm .008	(37.85 \pm .28) 1.490 \pm .011
16	(38.10 \pm .20) 1.500 \pm .008	(40.39 \pm .28) 1.590 \pm .011



RECOMMENDED P.C. BOARD HOLE DIMENSIONS

LEGEND

A-4380-N * * * - *

NO. OF CKTS. * * * * *

VOID LOCATION
NO VOID=SEE 4030 SERIES DWG.
WITH VOIDS=NO. CORRESPONDS TO
CKT. NO. VOIDED.
MULT. VOIDS=START WITH 51 AND ARE
ASSIGNED CONSECUTIVELY.

VERSION
LETTER CHANGES WHEN PIN
NO. OR PRESS DIM.
CHANGES.


PLATING CODE
PER SDES-88.

SECONDARY OPERATIONS	
CODE	PACKAGE
BLANK	BULK PER PK-4030-001

- NOTES:
- MATERIAL: NYLON, UL 94V-0. COLOR: WHITE
 - FINISH:
 - (197) OVERALL REFLOWED MATTE TIN: 0.00152/.000060 MIN. OVER 0.00127/.000050 MIN. NICKEL OVERALL.
 - (241) SELECT GOLD: 0.00051/.000020 MIN. SELECT TIN: 0.00254/.000100 MIN. OVERALL NICKEL UNDERPLATE: 0.00127/.000050 MIN.
 - PARTS CONFORM TO PRODUCT SPECIFICATION PS-10-07.
 - PACKAGING: SEE LEGEND
 - PINS MUST CONFORM TO SOLDERABILITY SPEC. SMES-152.
 - PIN PUSH OUT FORCE: 2 LBS. MIN.
 - PARTS ARE STACKABLE END TO END AND SIDE TO SIDE ON (2.54)/.100 CENTERS.
 - THIS PART CONFORMS TO CLASS B REQUIREMENTS OF COSMETIC SPECIFICATION PS-45499-002.
 - TEXT ON PART IS FOR REFERENCE ONLY. TEXT AND TEXT LOCATION MAY VARY DEPENDING ON PART NUMBER AND/OR TOOL.

NOTE 9 ADDED IEC NO: UCP2017-2793 DRWNGES 2017/06/28 CHKD: 2017/07/28 APPR: SHWARG REV:	QUALITY SYMBOLS	GENERAL TOLERANCES (UNLESS SPECIFIED)	DIMENSION STYLE MM/IN	SCALE ---	DESIGN UNITS INCH	THIRD ANGLE PROJECTION
	$\nabla=0$	4 PLACES \pm --- \pm ---	mm INCH	DRAWN BY SAMIEC	DATE 1984/09/07	TITLE KK HEADER (2.54)/.100 CENTERS 4030 WITH VOIDS
	$\nabla=0$	3 PLACES \pm --- \pm .010		CHECKED BY DS	DATE 1984/09/07	molex SDA-4380 SHEET NO. 1 OF 3
	$\nabla=0$	2 PLACES \pm 0.25 \pm .014		APPROVED BY KJA	DATE 1984/09/07	
		0 PLACE \pm 0.36 \pm ---		MATERIAL NO. SEE CHART	DOCUMENT NO. SDA-4380	
		ANGULAR \pm 1/2°		DRAFT WHERE APPLICABLE MUST REMAIN WITHIN DIMENSIONS		
			SIZE C	THIS DRAWING CONTAINS INFORMATION THAT IS PROPRIETARY TO MOLEX INCORPORATED AND SHOULD NOT BE USED WITHOUT WRITTEN PERMISSION		

ENG. NO.	PIN NO.	DIM. L	DIM. X	DIM. Z	DIM. G	DIM. T
A-4380-NA197-*	42663-0302	(14.22) .560	(7.49) .295	(3.43) .135	N/A	OVERALL
A-4380-NA241-*	42663-0305	(14.22) .560	(7.49) .295	(3.43) .135	(3.56) .140	(3.43) .135
A-4380-NC197-*	42663-0562	(17.53) .690	(11.13) .438	(3.10) .122	N/A	OVERALL



CHANGE PIN EC NO: UCP2012-1821 DRWN: MSTR0H 2012/01/23 CHKD: HKIPPER 2012/01/23 APPR: FSMITH 2012/02/02	DESCRIPTION REV ZA	QUALITY SYMBOLS	GENERAL TOLERANCES (UNLESS SPECIFIED)	DIMENSION STYLE	SCALE	DESIGN UNITS	THIRD ANGLE PROJECTION
		▽=0	mm INCH	MM/IN	---	INCH	KK HEADER (2.54)/.100 CENTERS 4030 WITH VOIDS MOLEX INCORPORATED SDA-4380
		▽=0	4 PLACES ± --- ± ---	DRAWN BY DATE	SAMIEC 1984/09/07 CHECKED BY DATE DS 1984/09/07 APPROVED BY DATE KJA 1984/09/07		
		▽=0	3 PLACES ± --- ± ---	MATERIAL NO.		DOCUMENT NO.	
DRAFT WHERE APPLICABLE MUST REMAIN WITHIN DIMENSIONS		ANGULAR ±1/2°	SEE CHART	THIS DRAWING CONTAINS INFORMATION THAT IS PROPRIETARY TO MOLEX INCORPORATED AND SHOULD NOT BE USED WITHOUT WRITTEN PERMISSION	SHEET NO. 2 OF 3		

13 12 11 10 9 8 7 6 5 4 3 2 1

A-4380-NA197-*

PART NO.	ENG. NO.	VOID CKT.
22-04-2038	A-4380-3A197-2	2
22-04-2041	A-4380-4A197-2	2
22-04-2161	A-4380-16A197-2	2


A-4380-NA241-*

PART NO.	ENG. NO.	VOID CKT.
22-11-2031	A-4380-3A241-1	1
22-11-2061	A-4380-6A241-2	2
22-11-2071	A-4380-7A241-2	2
22-11-2081	A-4380-8A241-2	2

A-4380-NC197-*

PART NO.	ENG. NO.	VOID CKT.
22-04-2063	A-4380-6C197-2	2
22-04-2073	A-4380-7C197-2	2

PART NO.	ENG. NO.	VOID CKT.



SEE SHEET 1 DEC NO: UCP2015-3608 DRAWN: KIPPER 2015/03/04 CHKD: NGUYEN 2015/03/04 APPR: FSMITH 2015/03/10	QUALITY SYMBOLS	GENERAL TOLERANCES (UNLESS SPECIFIED)	DIMENSION STYLE	SCALE	DESIGN UNITS	THIRD ANGLE PROJECTION
	▽=0	mm INCH	IN/MM	---	INCH	
	▽=0	4 PLACES ± --- ± ---	DRAWN BY DATE	TITLE	KK HEADER (2.54)/.100 CENTERS 4030 WITH VOIDS	
	▽=0	3 PLACES ± --- ± ---	KKS 1984/09/07			
▽=0	2 PLACES ± --- ± ---	CHECKED BY DATE				
	1 PLACE ± --- ± ---	DS 1984/09/07	APPROVED BY DATE			
	0 PLACE ± ±	ANGULAR ±1/2°	MATERIAL NO.	DOCUMENT NO.	SHEET NO.	
ZAS	REV	DRAFT WHERE APPLICABLE MUST REMAIN WITHIN DIMENSIONS	SEE CHART	SDA-4380	3 OF 3	
			SIZE	THIS DRAWING CONTAINS INFORMATION THAT IS PROPRIETARY TO MOLEX INCORPORATED AND SHOULD NOT BE USED WITHOUT WRITTEN PERMISSION		

12 11 10 9 8 7 6 5 4 3 2 1