
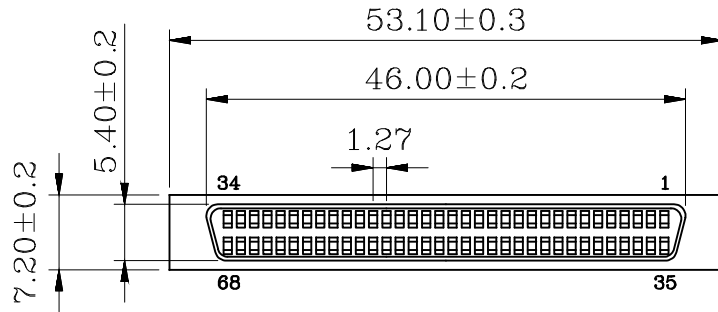


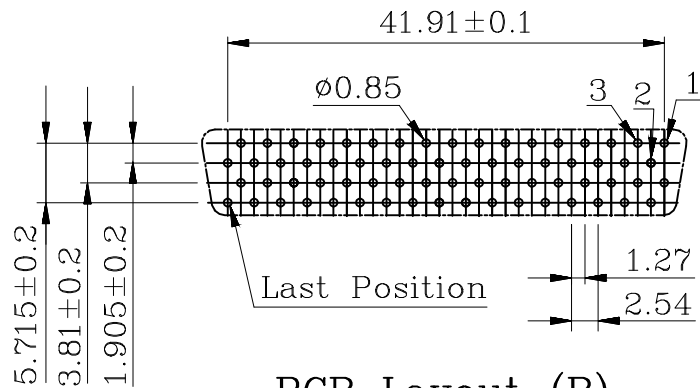
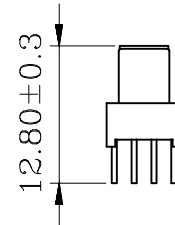
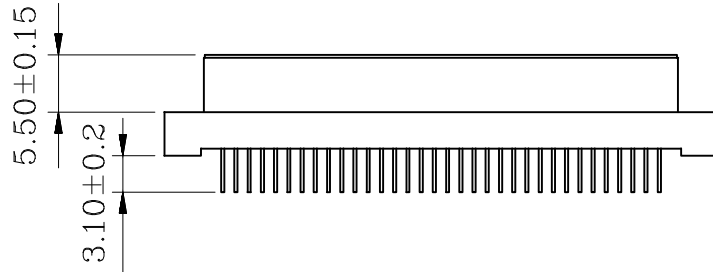
THIS IS A C.A.D. GENERATED DRAWING  
DO NOT MAKE MANUAL REVISIONS TO MASTER.



\* UNLESS OTHERWISE SPECIFIED TOLERANCES  
ON DECIMAL IS:  
UNIT: MM



Long



PCB Layout (B)

**1. MATERIALS: (RoSH Compliant)**

- 1.1 Housing:  
Plastic Thermoplastic P.B.T UL94V-0 Black.
- 1.2 Contacts:  
Phosphor Bronze Gold Selective Plated.

**2. ELECTRICAL CHARACTERISTICS:**

- 2.1 Contact Current Rating: 0.5 Amp.
- 2.2 Dielectric Withstanding Voltage: 500V AC.
- 2.3 Insulation Resistance: >500MΩ/Min.
- 2.4 Contact Resistance: 35mΩ/Max.
- 2.5 Operation Temperature: -55°C ~ +85°C.

THESE DRAWINGS AND SPECIFICATIONS ARE THE PROPERTY OF MH CONNECTORS LTD. AND SHALL NOT BE REPRODUCED, COPIED OR USED AS THE BASIS FOR THE MANUFACTURE OR SALE OF APPARATUS WITHOUT WRITTEN PERMISSION.

DRAWN HALEY		DATE 11-26-13	
APPROVED		DATE	
SCALE	SHEET OF 1 OF 1	REV: 1.0	
DRAWING No 3700-0200-15			



THIS SERIES FULLY CONFORMS TO THE EUROPEAN UNION DIRECTIVES 2002/95/EC AND 2002/96/EC FOR RoHS COMPLIANCY.



**MH CONNECTORS LTD.**