

Data sheet

RP036xxHBLC Typ 213

Page 1/6

P/N
312131xx

xx=number of poles

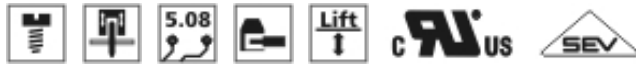
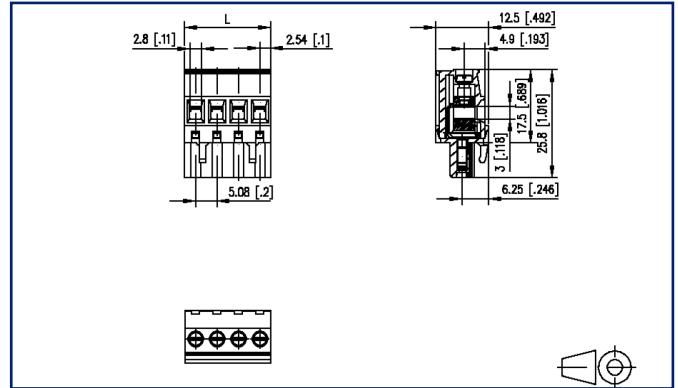
2022/04/05

Version: T

Illustrations



Dimensional drawing



See enlarged drawings at the end of document

Product specification

- screw type terminal block, pluggable
- centerline 5.08 mm, direction of connection 90°
- lift system, fittable without loss of poles
- color black
- wire entry uncodeable side perpendicular to plug direction



Technical Data

General Data


Tightening torque SEV	0.5 Nm		
Tightening torque UL	4.4 lb-in		
min. number of poles	2		
max. number of poles	24		
Insulating material class	CTI 600		
clearance/creepage dist.	3.2 mm		
Protection category	IP20		
Min. insul. strip length	8 mm		
Rated current	12 A		
Overvoltage category	III	III	II
Pollution degree	3	2	2
Rated voltage	160 V	400 V	400 V
Rated test voltage	2.5 kV	2.5 kV	2.5 kV

Terminal data


rat.wiring solid AWGmax	0.08 mm ² - 2.5 mm ² / AWG 28 - AWG 12		
rat.wiring strand.AWGmax	0.08 mm ² - 2.5 mm ² / AWG 28 - AWG 12		

Approvals

extended wiring UL	2 AWG 16-18, or 1 AWG 16 stranded with 1 AWG 18 solid, or 1 AWG 16 stranded with 1 AWG 18 stranded		
--------------------	--	--	--

 V / A / AWG	300 / 16 / 28 - 12		
---	--------------------	--	--

approval UL - File No.	E121004		
------------------------	---------	--	--

 2.5 mm ²	320 V / 4 kV / 13.5 A		
---	-----------------------	--	--

Material

insulating material	PA66		
flammability class	V0		
contact material	CuSn		
Contact surface	Sn		
terminal body thread	M3		
terminal body material	CuZnPb		
terminal body surface	Ni		
screw thread	M3		
screw material	8,8		
screw surface	Zn Cr(VI)-frei/free		

U | Contact

Data sheet RP036xxHBLC Typ 213

Page 3/6

P/N
312131xx

xx=number of poles

2022/04/05

Version: T

Technical Data

Glow-Wire Flammability GWFI	960 °C acc. to IEC 60695-2-12
Glow-Wire Flammability GWIT	775 °C acc. to IEC 60695-2-13
REACH	compliant
REACH - substance (SVHC)	Lead / 7439-92-1

Climatic Data

upper limit temperature	105 °C
lower limit temperature	-40 °C

general

Tolerance	ISO 2768 -mH
-----------	--------------

U | Contact

Data sheet
RP036xxHBLC Typ 213

Page 4/6

P/N
312131xx

xx=number of poles

2022/04/05

Version: T

Accessories

P/N	Designation
700025-01-9	Coding star white with a group of 6 coding pins



U | Contact

Data sheet RP036xxHBLC Typ 213

Page 5/6

P/N
312131xx

xx=number of poles

2022/04/05

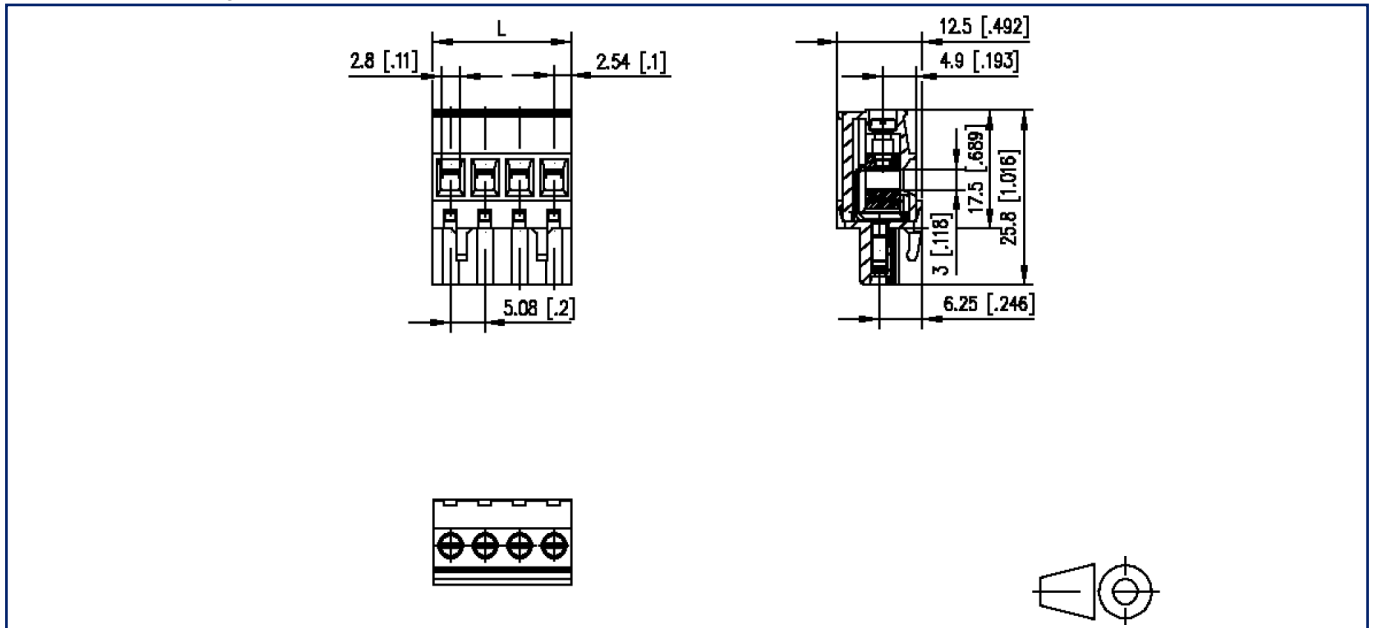
Version: T

Counterpart

P/N	Designation
311781	PR066xxHBBN Typ 178
311791	PR066xxVBBN Typ 179
312191	PT116xxVBEC Typ 219
312201	PT116xxVBBN Typ 220
312291	PT116xxHBEC Typ 229
312301	PT116xxHBBN Typ 230
314781	PR066xxHBEC Typ 478
314791	PR066xxVBEC Typ 479

Illustrations

Dimensional drawing



$L = (\text{pole size} - 1) \times \text{centerline} + 5.08 \text{ mm} [0.2]$