
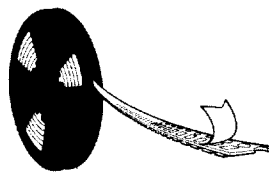


Key features

- high reliability
- attractively priced
- small size - 3.2 x 2.5mm (12:10)
- temperature range -20°C to +100°C
- taped to IEC 286 Pt 3
- suitable for dip and wave solder
- inductance of 0.01 to 220µH
- available from stock



SMD Inductors

type 3612 series

The very latest miniature wound inductors with a wide inductance and temperature range, are supplied on 8mm wide tape and reeled in 2000 pieces. They are 12:10 in size for automatic placement.

Specification

Environmental

Temperature Range (Storage): -40°C to +100°C
 Temperature Range (Operating) -20°C to +100°C
 Resistance to Soldering: 250°C 10 Seconds

Electrical

Inductance Code	Inductance (µH)	Tolerance (± %)	Q Min	LQ Test Freq. (MHz)	Self-Resonance Freq. (MHz)	Rdc Max	Idc Max (mA)
010	0.010	10/20	15	100	2500	0.13	450
012	0.012	10/20	17	100	2300	0.14	450
015	0.015	10/20	19	100	2100	0.16	450
018	0.018	10/20	21	100	1900	0.18	450
022	0.022	10/20	23	100	1700	0.20	450
027	0.027	10/20	23	100	1500	0.22	450
033	0.033	5/10/20	25	100	1400	0.24	450
039	0.039	5/10/20	25	100	1300	0.27	450
047	0.047	5/10/20	26	100	1200	0.30	450
056	0.056	5/10/20	26	100	1100	0.33	450
068	0.068	5/10/20	27	100	1000	0.36	450
082	0.082	5/10/20	27	100	900	0.40	450
R10	0.10	5/10/20	28	100	700	0.44	450
R12	0.12	5/10/20	30	25.2	500	0.22	450
R15	0.15	5/10/20	30	25.2	450	0.25	450
R18	0.18	5/10/20	30	25.2	400	0.28	450
R22	0.22	5/10/20	30	25.2	350	0.32	450
R27	0.27	5/10/20	30	25.2	320	0.36	450
R33	0.33	5/10/20	30	25.2	300	0.40	450
R39	0.39	5/10/20	30	25.2	250	0.45	450
R47	0.47	5/10/20	30	25.2	220	0.50	450
R56	0.56	5/10/20	30	25.2	180	0.55	450
R68	0.68	5/10/20	30	25.2	160	0.60	450
R82	0.82	5/10/20	30	25.2	140	0.65	450

sales action desk (01793) 611666
sales fax line (01793) 511513

12:10 moulded chip winding

Electrical (Cont...)

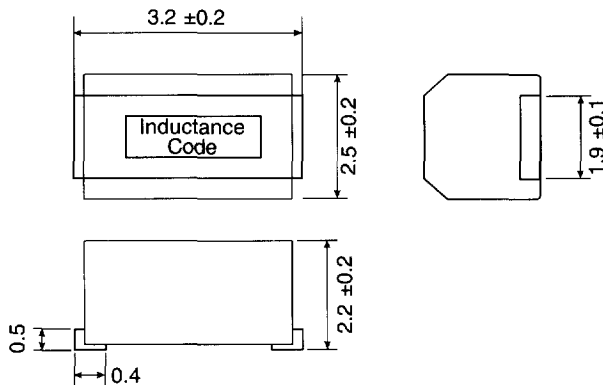
Inductance Code	Inductance (µH)	Tolerance (±%)	Q		Self-Resonance		Rdc Max	Idc Max
			Min	Freq. (MHz)	Freq. (MHz)	Freq. (MHz)		
1R0	1.0	5/10/20	30	7.96	120	0.70	400	
1R2	1.2	5/10/20	30	7.96	100	0.75	390	
1R5	1.5	5/10/20	30	7.96	85	0.85	370	
1R8	1.8	5/10/20	30	7.96	80	0.90	350	
2R2	2.2	5/10/20	30	7.96	75	1.00	320	
2R7	2.7	5/10/20	30	7.96	70	1.10	290	
3R3	3.3	5/10/20	30	7.96	60	1.20	260	
3R9	3.9	5/10/20	30	7.96	55	1.30	250	
4R7	4.7	5/10/20	30	7.96	50	1.50	220	
5R6	5.6	5/10/20	30	7.96	47	1.60	200	
6R8	6.8	5/10/20	30	7.96	43	1.80	180	
8R2	8.2	5/10/20	30	7.96	40	2.00	170	
100	10.0	5/10	30	2.52	36	2.10	150	
120	12.0	5/10	30	2.52	33	2.50	140	
150	15.0	5/10	30	25.2	30	2.80	130	
180	18.0	5/10	30	2.52	27	3.30	120	
220	22.0	5/10	30	2.52	25	3.70	110	
270	27.0	5/10	30	2.52	20	5.00	80	
330	33.0	5/10	30	2.52	17	5.60	70	
390	39.0	5/10	30	2.52	16	6.40	65	
470	47.0	5/10	30	2.52	15	7.00	60	
560	56.0	5/10	30	2.52	13	8.00	55	
680	68.0	5/10	30	2.52	12	9.00	50	
820	82.0	5/10	30	2.52	11	10.0	45	
101	100	5/10	20	0.796	10	10.0	40	
121	120	5/10	20	0.796	10	11.0	70	
151	150	5/10	20	0.796	8	15.0	65	
181	180	5/10	20	0.796	7	17.0	60	
221	220	5/10	20	0.796	7	21.0	50	

SMD Inductors

type 3612 series

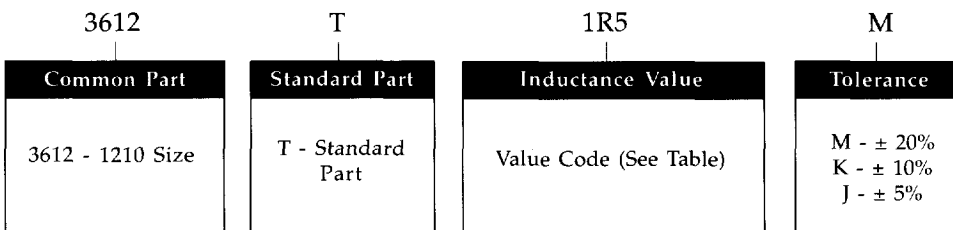
These tiny units are wound on a ferrite bobbin core, then encapsulated in a moulded epoxy resin. The design incorporates wide solder coated copper terminations so they can be soldered and cleaned using all the popular methods.

Dimensions



Packaging:
2000 Pieces (7" Reel)

How To Order



Please Request Full Data
Sheet F0726