

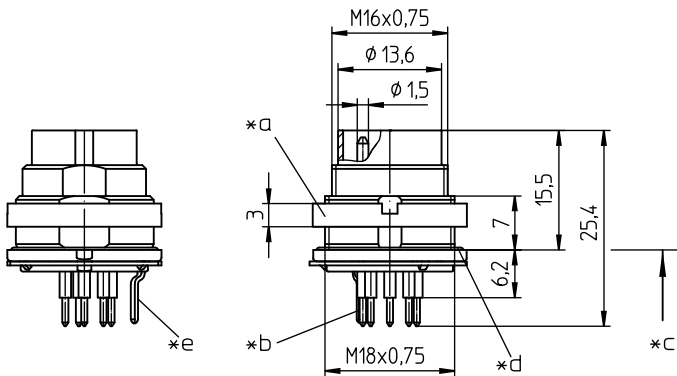
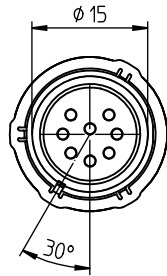
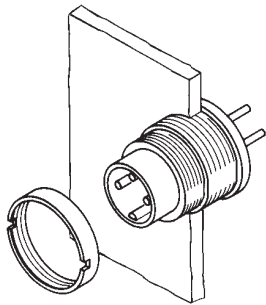
03 031798-2

Circular connectors with threaded joint M16 acc. to IEC 61076-2-106, IP40/IP68



SWUM™ chassis plug acc. to IEC 61076-2-106 and AISG specification, IP68/67, with threaded joint and ground contact, for printed circuit boards, manual soldering, for back side mounting

03 031798-2



### Environmental conditions

Temperature range -40 °C/+85 °C

### Materials

Insulating body	PA, V-2 according to UL94
Contact pin	CuZn, silver-plated and flash gold-plated, tin-plated in solder area
Ground contact	CuZn, pre-nickel and tin-plated
Housing	Zn diecast, pre-copper and nickel-plated
Ring screw	CuZn, nickel-plated
Seal	NBR

### Mechanical data

Tightening torque connector	1-3 Nm
Tightening torque nut	1-3 Nm
Protection class	IP68/67 <sup>1</sup>

<sup>1</sup> according to IEC 60529/DIN EN 60529









IP68: sealed in locked position; pair of appropriate connectors in locked position is sealed against ingress of dust and moisture.






IP67: sealed when unmated (SWUM™); no dust or moisture can ingress into the inside of the device through an unmated connector accidentally left unprotected.  
IPX8 requirements under agreement between user and manufacturer

### Electrical data (at T<sub>amb</sub> 20 °C)

Rated current	5 A (T <sub>amb</sub> 40 °C)
Rated voltage	100 V (with pollution degree 1) 32 V (with pollution degree 2)
Rated impulse voltage	500 V
Material group	II (IEC)/I (UL) (400 ≤ CTI < 600)
Overvoltage category	I
Insulation resistance	> 100 MΩ

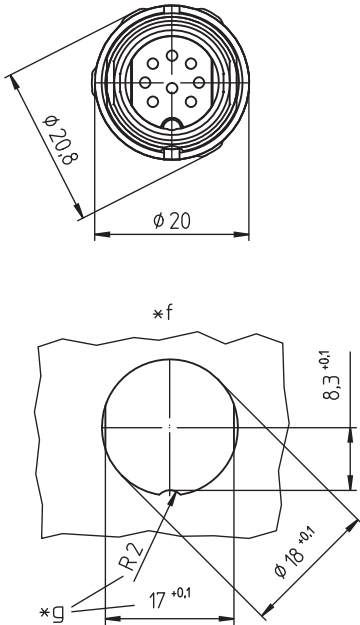
### Associated products

Counterparts		
 0321	 0322	 0322-1
 032200	 0360	 036000
 Weitere Produkte auf Anfrage	 Weitere Produkte auf Anfrage	

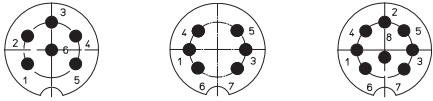
Accessories		
 0383	 038399	 0384
 0385	 038899	

03

031798-2



Pin configurations, solder side view

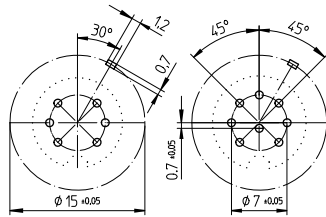


- 031798-2 06-1 031798-2 08-1

03

031798-2

Printed circuit board layout, solder side view



08-a

- 031798-2 06-1 031798-2 08-1

- \*a nut enclosed separately
- \*b for bore hole in printed circuit board  $\phi 1$  mm
- \*c mounting direction
- \*d O-ring gasket
- \*e ground contact
- \*f port in mounting plate
- \*g anti-rotation, alternative execution

03

031798-2

Designation	Pole Number	PU (Pieces)	MDQ (Pieces)
031798-2 06-1	6	50	100
031798-2 08-1	8	50	100

**Packaging:**  
in a cardboard box