

24

2410 13

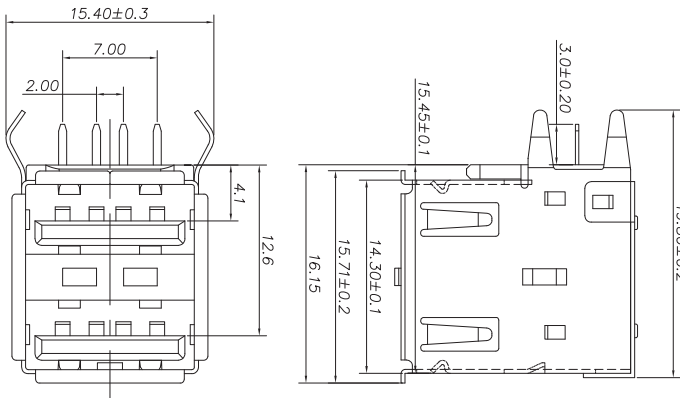
USB and IEEE 1394 connectors



Double USB 2.0 chassis socket type A, angular version, for printed circuit boards, with ground contacts at the front

24

2410 13



Environmental conditions

Temperature range -25 °C/+85 °C

Materials

Insulating body	PBT, V-0 according to UL94
Contact spring	CuZn, tin and gold-plated
Ground contact spring	CuZn, vernickelt
Housing	CuZn/Fe, nickel-plated

Mechanical data

Mating cycles	1500
Insertion force	≤ 35 N
Withdrawal force	≥ 10 N

Electrical data (at T_{amb} 20 °C)

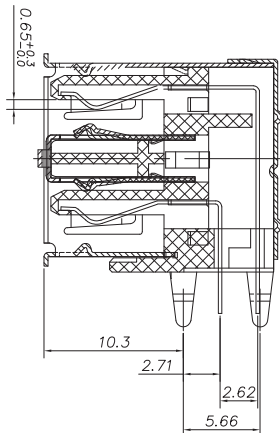
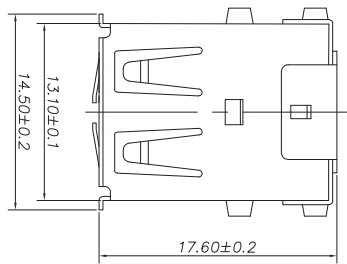
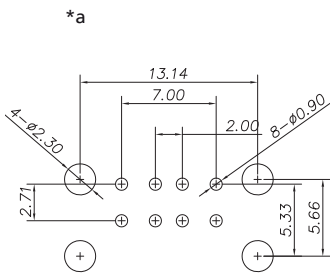
Contact resistance	≤ 30 mΩ
Rated current	≤ 1.5 A
Rated voltage	30 V AC
Rated impulse voltage	500 V/60 s
Insulation resistance	≥ 1 GΩ

Associated products

Counterparts			
☞ 2410 07	☞ 2410 08	☞ 2431	
☞ 2480	☞ 2482		

Accessories

☞ 2412 01



*a printed circuit board layout

24

2410 13

Designation	Pole Number	PU (Pieces)	MDQ (Pieces)
2410 13	2 x 4	100	500

Packaging:
in a tray