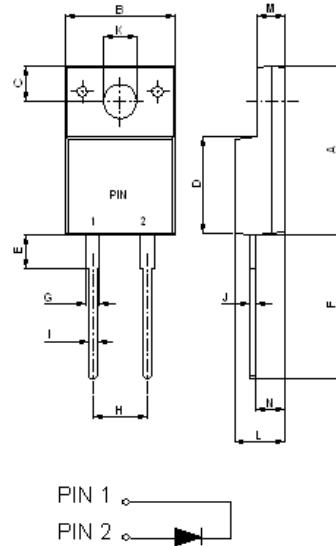


**HYPER-FAST
GLASS PASSIVATED RECTIFIER**
**REVERSE VOLTAGE – 600Volts
FORWARD CURRENT – 8.0 Ampere**
FEATURES

- Soft, Hyper fast switching capability
- Specially suite for Continuous mode Power Factor Corrections.
- High reliability and efficiency

MECHANICAL DATA

- Case: JEDEC ITO-220AC
- Case Material: Plastic material, UL flammability classification 94V-0
- Moisture Sensitivity: Level 1 per J-STD-020C
- Terminals: Lead Free Plating
- Polarity indicator: As marked on the body
- Weight: 0.06 ounces, 1.7 grams
- Component in accordance to RoHs 2002/95/EC
- Maximum mounting torque = 0.5 N.m (5.1 Kgf.cm)

ITO-220AC


ITO-220AC		
DIM.	MIN.	MAX.
A	14.95	15.95
B	10.0	10.40
C	2.76	3.36
D	8.50	8.80
E	3.30	3.90
F	13.00	13.70
G	1.15	1.70
H	4.95	5.25
I	0.50	0.80
J	0.45	0.70
K	3.00 \varnothing	3.30 \varnothing
L	4.46	4.87
M	2.48	2.80
N	2.50	2.80
All Dimensions in millimeter		

MAXIMUM RATINGS AND ELECTRICAL CHARACTERISTICS

Ratings at 25°C ambient temperature unless otherwise specified.

Parameter			Symbol	LTTH806SDFW		Unit
Maximum Repetitive Peak Reverse Voltage			V _{RRM}	600		V
Average Rectified Output Current See FIG.1			I _F	8.0		A
Forward Voltage (1)	IF=8.0A	Tj=25°C	Symbol	Min.	Max.	V
			V _F	1.8	3.4	
Reverse Leakage Current	VR=600V	Tj=25°C Tj=125°C	IR	15 200		uA
Reverse recovery time	IF= 0.5A Irr= 0.25A IR =1.0A	Tj=25°C	t _{rr}	21		ns
Thermal characteristics (GBD)			Symbol	Value		Unit
Non Repetitive Forward Surge Current		Tp=1ms Tp=10ms	IFSM	150 70		A
Operation and Storage temperature range			TJ, TSTG	-55 to +175		°C
Typical thermal resistance_Junction to Case (2)			RθJC	2.7		°C/W
Typical thermal resistance_Junction to Lead (2)			RθJL	4.5		°C/W
Dynamic electrical characteristics (GBD)			Symbol	Typical	Max.	Unit
Reverse recovery time	IF=1A, dIF/dt=-200A/μs, VR=30V	Tj=25°C	t _{rr}	12	18	ns
Reverse recovery current	IF=8 A, dIF/dt=-200A/μs, V =200V	Tj=25°C Tj=125°C	IR _M	1.8 5	2.2 6.0	A
Reverse recovery charges		Tj=25°C Ti=125°C	Q _{rr}	60 220	---	nC

Note :

- (1) 300us Pulse Width, 2% Duty Cycle.
- (2) Thermal Resistance test performed in accordance with JESD-51. R_{thj-L} is measured at the PIN 2, R_{thj-C} is measured at the top centre of body.
- (3) GBD means Guaranteed By Design, the spec is basically follow designer simulation.

REV.-2, Oct-2019, KTGC47

FIG.1- FORWARD CURRENT DERATING CURVE

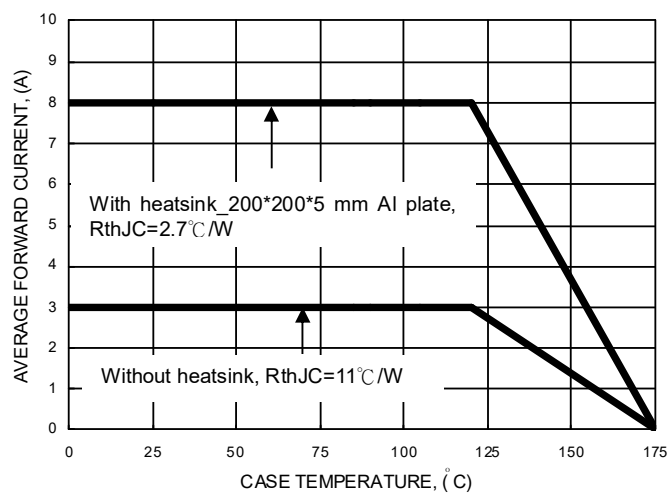


FIG.2- MAXIMUM NON-REPETITIVE SURGE CURRENT

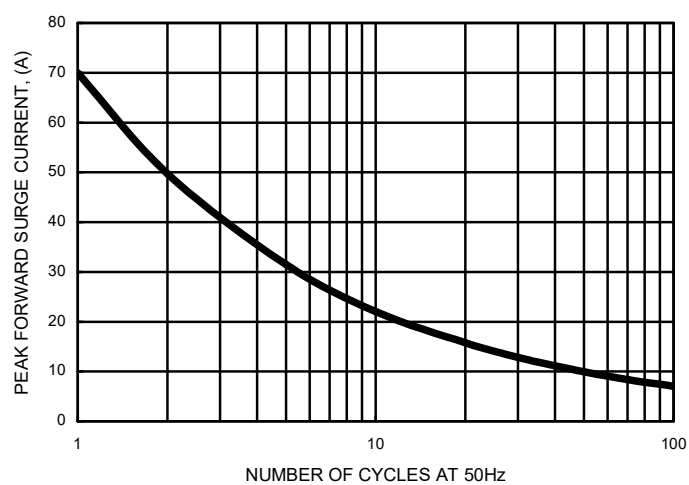


FIG.3- TYPICAL FORWARD CHARACTERISTICS

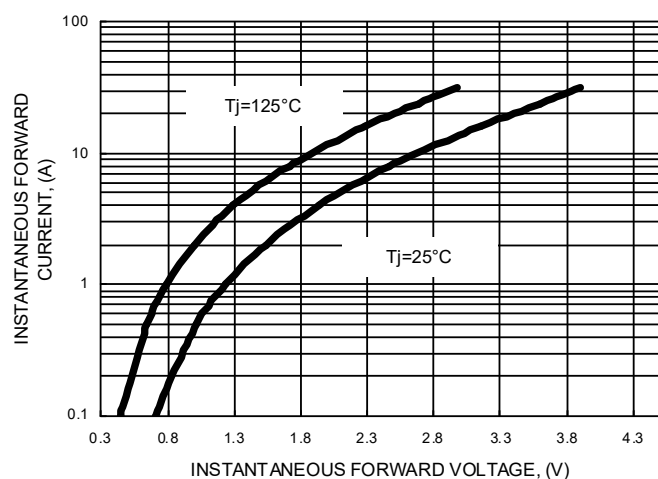


FIG.4- TYPICAL JUNCTION CAPACITANCE

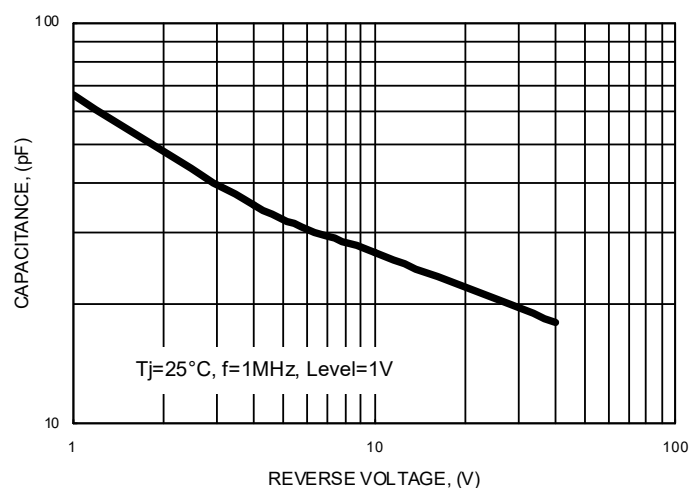
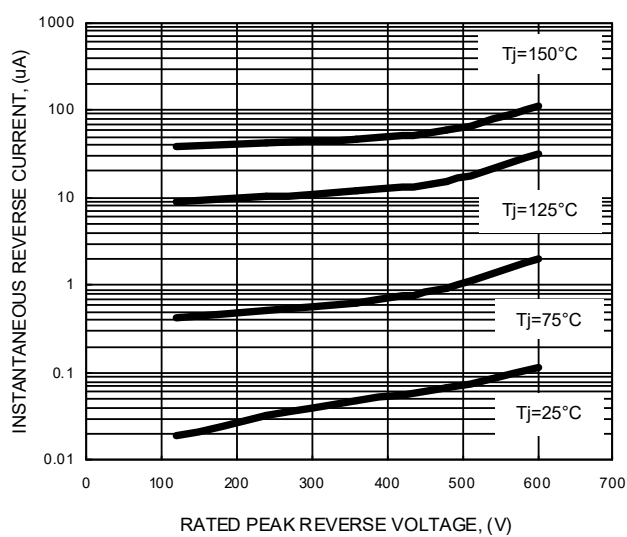


FIG.5- TYPICAL REVERSE CHARACTERISTICS



Important Notice and Disclaimer

LSC reserves the right to make changes to this document and its products and specifications at any time without notice. Customers should obtain and confirm the latest product information and specifications before final design, purchase or use.

LSC makes no warranty, representation or guarantee regarding the suitability of its products for any particular purpose, nor does LSC assume any liability for application assistance or customer product design. LSC does not warrant or accept any liability with products which are purchased or used for any unintended or unauthorized application.

No license is granted by implication or otherwise under any intellectual property rights of LSC.

LSC products are not authorized for use as critical components in life support devices or systems without express written approval of LSC.