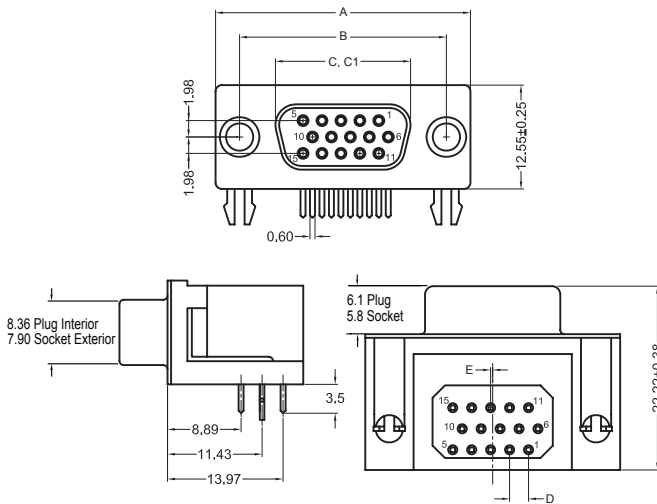




## KF66X Series High Density Right Angle PCB Mount with Ferrite

### KF66X Series Dimensions

Pictured with Board Lock Option, Dimensions in mm



Shell Size	A	B	C	C1	D	E
	In	In	In	In	In	In
	mm	mm	mm	mm	mm	mm
15 (E)	±.015 ±0.38	±.005 ±0.13	±.010 ±0.25	±.010 ±0.25	±.005 ±0.13	±.005 ±0.13
26 (A)	1.213 30.81	.984 24.99	.643 16.33	.666 16.92	.090 2.29	.010 0.25
44 (B)	1.541 39.14	1.312 33.32	.971 24.66	.994 25.25	.090 2.29	.020 0.51
62 (C)	2.088 53.04	1.852 47.04	1.511 38.38	1.534 38.96	.090 2.29	.020 0.51
	2.729 69.32	2.500 63.50	2.159 54.84	2.182 55.42	.095 2.41	.023 0.58

C = Exterior of Female Shell (S) C1 = Interior of Male Shell (P)

Note: Please check D and E dimensions on 62 contacts.

## Electrical Characteristics

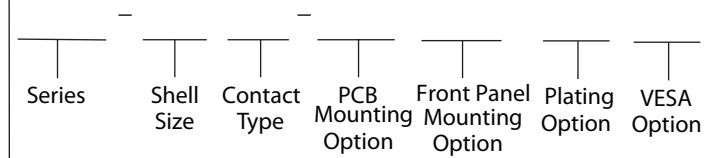
**Rated Current:** 1.5A

**Rated Voltage:** 29Vac

# FERRITE D-SUBMINIATURE

## KF66X Series

### Ordering Information



#### Series

KF66X - High Density D-Subminiature Connector, Right Angle PCB Termination, .350" Footprint, with Ferrite

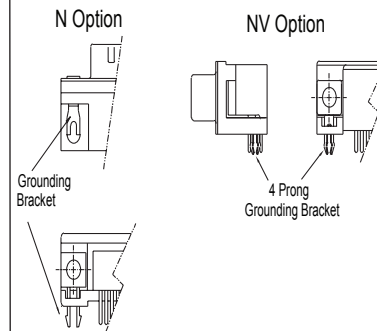
#### Shell Size-Contact Option

- E - 15 Contacts
- A - 26 Contacts
- B - 44 Contacts
- C - 62 Contacts

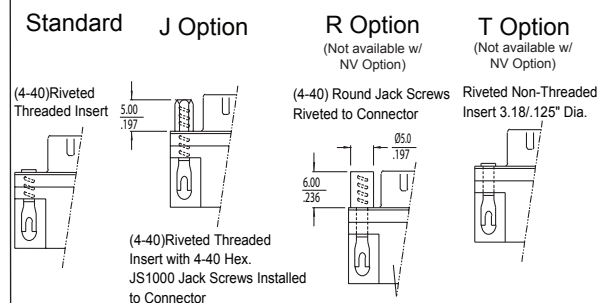
#### Contact Type

- P - Pin Contact (Plug)
- S - Socket Contact (Receptacle)

#### PC Board Mounting Option



#### Front Panel Mounting Option



#### Plating Option

- Blank - Gold Flash
- 15 - 15µ" Gold
- 30 - 30µ" Gold

#### VESA Option

- Blank - Gold Flash
- VESA - VESA Compliant Version (E15S Only)

Contact Kycon for other options